



TRENDS IN REPORTED CRIME IN NORTH CAROLINA JANUARY - JUNE 2025

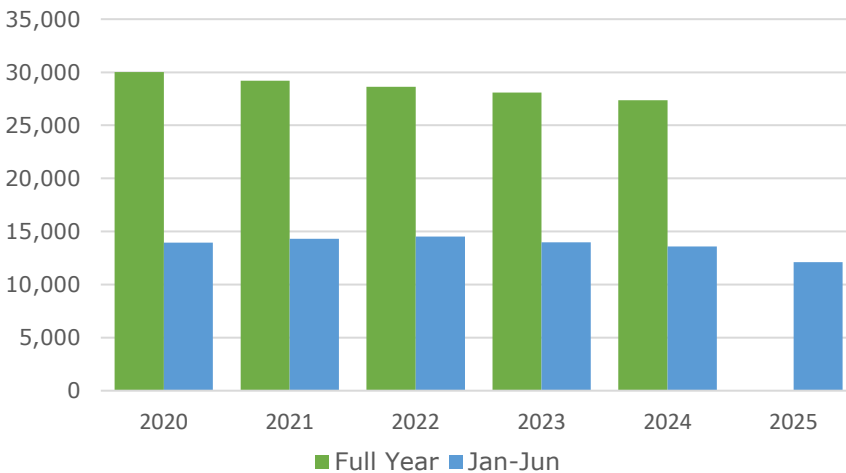
A PUBLICATION OF THE CRIMINAL JUSTICE ANALYSIS CENTER

The Criminal Justice Analysis Center analyzed National Incident-Based Reporting System data for North Carolina from January 2020 through June 2025 to identify trends in reported crime.¹ The 2025 data are preliminary and may shift once full-year data are final.

The mid-2025 trends in reported crime indicate:

- Violent crime and burglary have continued to decrease since 2020.
- The use of firearms in violent crimes decreased sharply in the first half of 2025.
- Motor vehicle theft peaked in late 2023 and continues to decline.

Figure 1. Incidents Involving a Violent Offense



Reported violent offenses decreasing

- Incidents² involving violent offenses declined 9% between 2020 and 2024.
- Violent offenses were 11% lower in the first half of 2025 compared to the same period in 2024.
- Robbery accounts for the majority of the decline in violent crime since 2020.
- All violent crime types were down between 8% and 15%.

Table 1. Change in Violent Crime

| | Full-Year Data | | | | Preliminary |
|----------------------------|----------------|---------|---------|---------|-------------------------------|
| | '20-'21 | '21-'22 | '22-'23 | '23-'24 | Jan-Jun 2024- Jan-Jun 2025 |
| Total Violent Crime | -2.7% | -2.0% | -1.9% | -2.5% | -10.9% |
| Aggravated Assault | 0.2% | -1.9% | -0.9% | -3.1% | -9.8% |
| Homicide | 13.6% | -10.5% | 0.6% | -8.2% | -8.2% |
| Rape/Sexual Assault | 6.9% | -3.5% | -5.1% | 1.8% | -12.0% |
| Robbery | -16.9% | -0.5% | -4.2% | -1.8% | -15.1% |

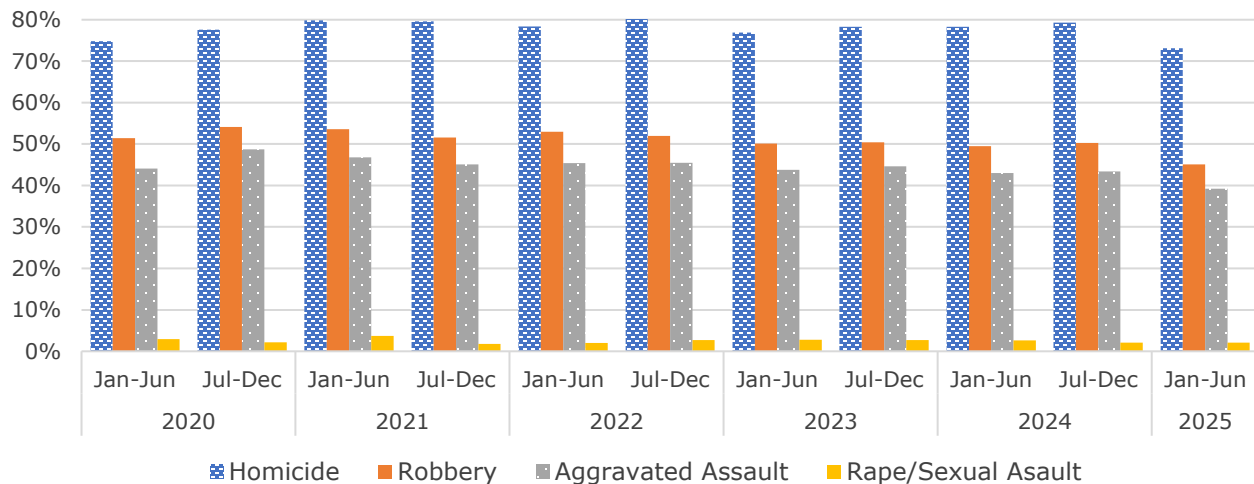
¹ In order to minimize the effect of late or inconsistent reporting, the data in this report comes from a subset of 259 agencies in North Carolina that report NIBRS data regularly throughout the year. Data includes January through June 2025 data submitted through November 1, 2025.

² In the National Incident Based Reporting System, an incident is defined as one or more offenses committed by the same offender, or group of offenders acting together, at the same time and same place. An offense refers to the individual crime(s) committed.

Firearm usage in violent crime lower in 2025

- Between January and June 2025, 73% of homicides, 45% of robberies and 39% of aggravated assaults involved a firearm.
- The proportion of homicide, robbery, and aggravated assault incidents with a firearm in this period is 4% to 5% lower compared to the same period in 2024.
- This is a continuation and acceleration of decreases seen in robbery and aggravated assault in 2023 and 2024.

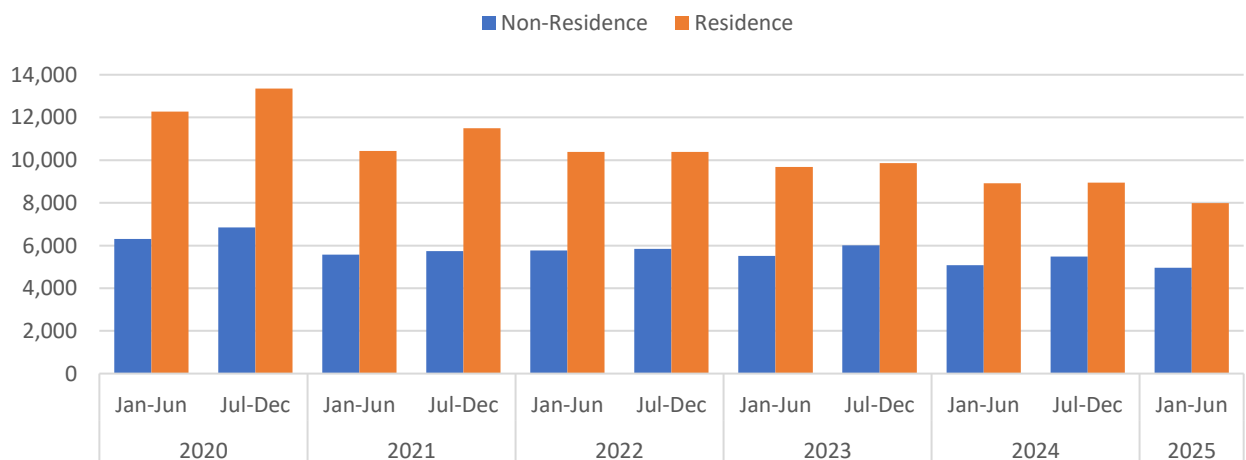
Figure 2. Percent of Incidents with Firearms Involved



Burglaries continue to decrease, especially in residences

- Residential burglaries were down 35% in the first half of 2025 compared to the same period in 2020.
- Non-residential burglaries were down 21% in the first half of 2025 compared to the same period in 2020.

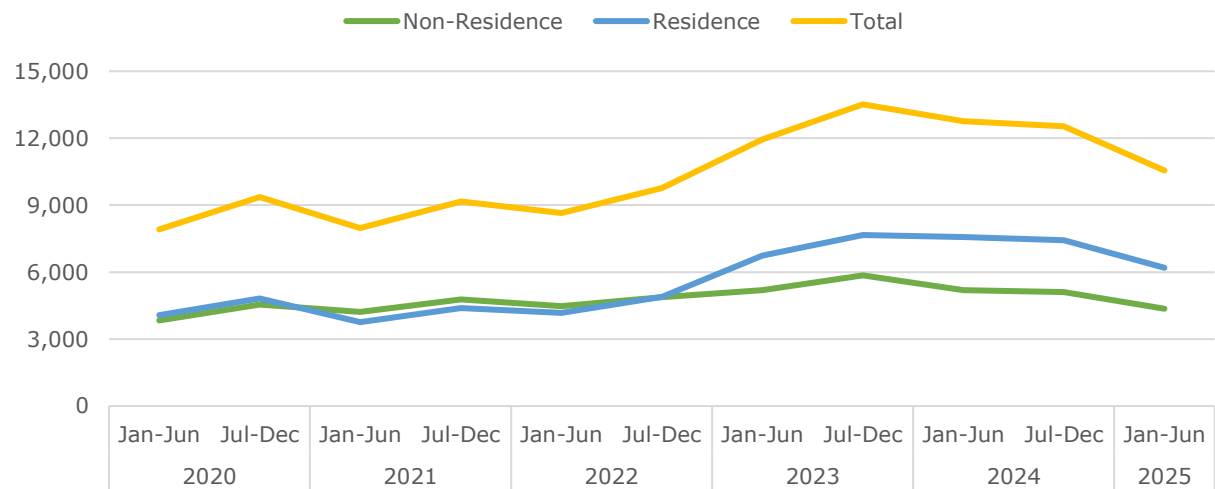
Figure 3. Burglaries by Location



Motor vehicle theft declining from previous spike

- The 2022 rise in motor vehicle thefts appears to have peaked in 2023. Total motor vehicle thefts in 2024 declined compared to 2023.
- There was a 17% drop in motor vehicle thefts in the first half of 2025 compared to the first half of 2024. The drop was similar in both residences and non-residence locations.
- The level of motor vehicle thefts remained higher than in 2022.

Figure 4. Motor Vehicle Thefts by Location



Visit the North Carolina Justice Data Portal at justicedataportal.nc.gov