

Brunswick County Violence Profile



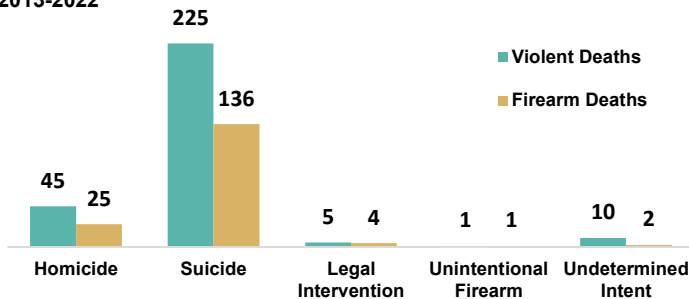
Brunswick County, in southern North Carolina, has a population of 174,076 and is predominantly urban. The largest city is Leland with a population of 34,994. The closest trauma center is Novant New Hanover Regional Medical Center (10 miles from Leland).

Violent Deaths

Brunswick County had 49 violent deaths* in 2022

56% of homicides and 60% of suicides in the past 10 years involved a firearm

All Violent Deaths and Firearm Deaths by Manner; Brunswick County, 2013-2022



In Brunswick County, 47% of all homicide deaths involved an argument or conflict

Homicide circumstances vary by sex of the victim

In Brunswick County...

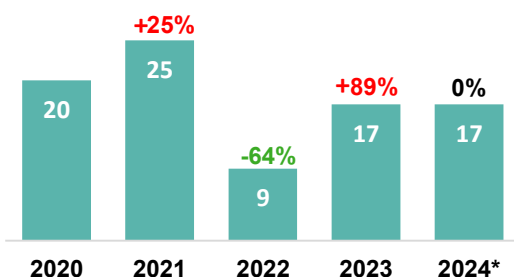
More than
2 in 5
male homicide deaths were precipitated by another crime

Exactly
1 in 2
female homicide deaths involved intimate partner violence

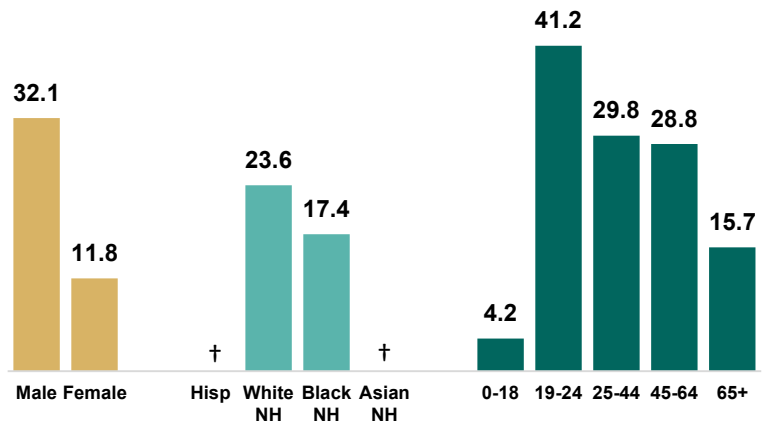
Source: VDRS 2013-2022.

*Violent deaths includes deaths due to homicide, suicide, unintentional firearm, legal intervention, and undetermined intent. Limited to NC residents. 96% of homicide victims had circumstance information. Suicide deaths are only reported for ages ≥10. For more detailed violent death data visit: [NC-VDRS Data Dashboard](#)

Firearm-related Injury Emergency Department Visits by Year; Brunswick County



Violent Death Rate by Demographics; Brunswick County, 2013-2022



† indicates fewer than 5 deaths; rates based on fewer than 5 deaths are considered unstable

Crime

In 2023, Brunswick County had a total crime count of 6,721 with 231 violent crimes*

Violent crime in Brunswick County has decreased by 2% in the past year

Violent Crimes per 100,000 people

168 312
Brunswick Statewide

The most common violent crimes were aggravated assault (74.9%) and sexual assault with an object (13.4%)

*Violent Crimes include the offenses of homicide (murder and non-negligent manslaughter and negligent manslaughter), aggravated assault, rape (including sodomy and sexual assault with an object) and robbery. Brunswick County had a reporting coverage of 100% of the population compared to the statewide coverage of 98% (2021). Source: CJAC NIBRS. For more detailed crime data visit: [NC Justice Data Portal](#)

Male, Non-Hispanic White, and young adult residents have the highest rates of violent death in Brunswick County

Violent Injury

In 2024, a total of 17 Brunswick County residents visited the emergency department due to firearm injury

Emergency department visits due to firearm injury remained the same compared to the previous year among Brunswick County residents

provisional data. Source: NC DETECT, ED Visits 2020-2024

For more detailed firearm injury data visit: [NC FASTER Reports | NC DETECT](#)



Office of Violence Prevention
NC DEPARTMENT OF PUBLIC SAFETY

For more county profiles and resources visit: [ncdps.gov/ovp](#)

Date updated: 02/20/2025