

Camden County Violence Profile



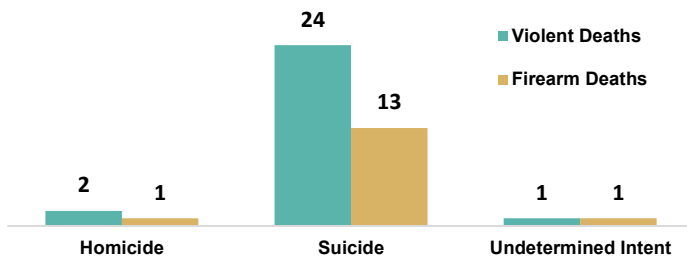
Camden County, located in northeastern North Carolina, has a population of 11,231 and is predominantly rural. The largest city is Camden with a population of 1,050. The closest trauma center is ECU Medical Center (96 miles from Camden).

Violent Deaths

Camden County had 3 violent deaths* in 2022

50% of homicides and 54% of suicides in the past 10 years involved a firearm

All Violent Deaths and Firearm Deaths by Manner; Camden County, 2013-2022



Crime

In 2023, Camden County had a total crime count of 497 with 11 violent crimes*

Violent crime in Camden County has decreased by 8% in the past year

Violent Crimes per 100,000 people

106 312
Camden Statewide

The most common violent crimes were aggravated assault (81.8%) and murder & non-negligent manslaughter (9.1%)

*Violent Crimes include the offenses of homicide (murder and non-negligent manslaughter and negligent manslaughter), aggravated assault, rape (including sodomy and sexual assault with an object) and robbery. Camden County had a reporting coverage of 100% of the population compared to the statewide coverage of 98% (2021). Source: CJAC NIBRS. For more detailed crime data visit: [NC Justice Data Portal](#)

Male, Non-Hispanic White, and older adult residents have the highest rates of violent death in Camden County

In Camden County, 100% of all homicide deaths involved an argument or conflict

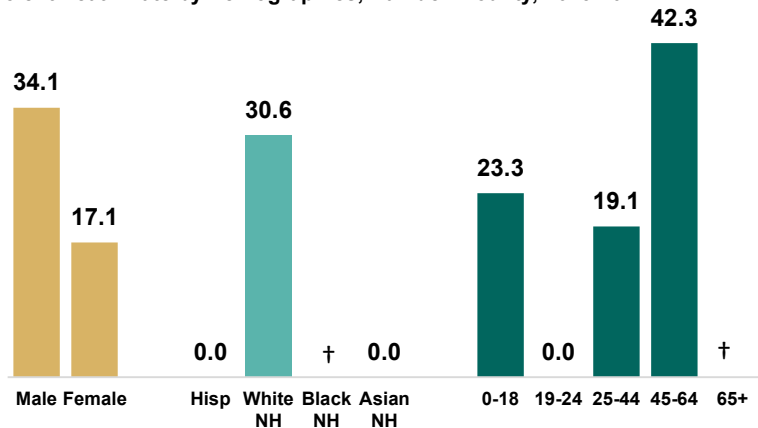
Homicide circumstances vary by sex of the victim

In North Carolina...

More than
1 in 4
male homicide deaths were precipitated by another crime

More than
2 in 5
female homicide deaths involved intimate partner violence

Violent Death Rate by Demographics; Camden County, 2013-2022

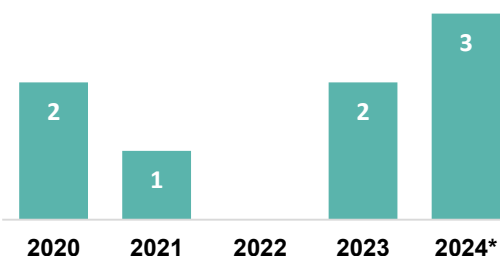


† indicates fewer than 5 deaths; rates based on fewer than 5 deaths are considered unstable

Source: VDRS 2013-2022.

*Violent deaths includes deaths due to homicide, suicide, unintentional firearm, legal intervention, and undetermined intent. Limited to NC residents. 92% of homicide victims had circumstance information. Suicide deaths are only reported for ages ≥10. For more detailed violent death data visit: [NC-VDRS Data Dashboard](#)

Firearm-related Injury Emergency Department Visits by Year; Camden County



Violent Injury

In 2024, a total of 3 Camden County residents visited the emergency department due to firearm injury

Emergency department visits due to firearm injury increased by 50% in the past year among Camden County residents

provisional data. Source: NC DETECT, ED Visits 2020-2024

For more detailed firearm injury data visit: [NC FASTER Reports | NC DETECT](#)



Office of Violence Prevention
NC DEPARTMENT OF PUBLIC SAFETY

For more county profiles and resources visit: [ncdps.gov/ovp](#)

Date updated: 03/20/2025