

# Caswell County Violence Profile



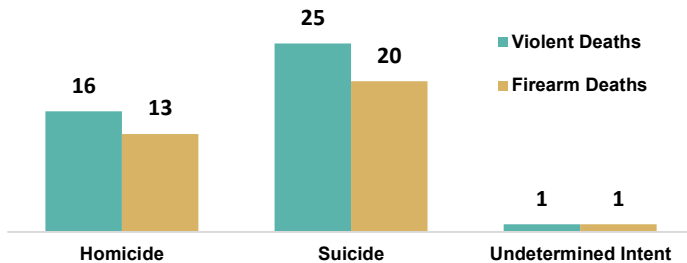
Caswell County, located in northern North Carolina, has a population of 23,559 and is predominantly rural. The largest city is Yanceyville with a population of 2,056. The closest trauma center is Duke University Hospital (40 miles from Yanceyville).

## Violent Deaths

Caswell County had 4 violent deaths\* in 2022

**81% of homicides and 80% of suicides in the past 10 years involved a firearm**

All Violent Deaths and Firearm Deaths by Manner; Caswell County, 2013-2022



## Crime

In 2023, Caswell County had a total crime count of 295 with 16 violent crimes\*

**Violent crime in Caswell County has increased by 220% in the past year**

Violent Crimes per 100,000 people

**71** **312**  
Caswell Statewide

The most common violent crimes were aggravated assault (62.5%) and murder & non-negligent manslaughter (18.8%)

\*Violent Crimes include the offenses of homicide (murder and non-negligent manslaughter and negligent manslaughter), aggravated assault, rape (including sodomy and sexual assault with an object) and robbery. Caswell County had a reporting coverage of 100% of the population compared to the statewide coverage of 98% (2021). Source: CJAC NIBRS 2023. For more detailed crime data visit: [NC Justice Data Portal](#)

**Male, Non-Hispanic White, and young adult residents have the highest rates of violent death in Caswell County**

In Caswell County, 38% of all homicide deaths involved an argument or conflict

**Homicide circumstances vary by sex of the victim**

In Caswell County...

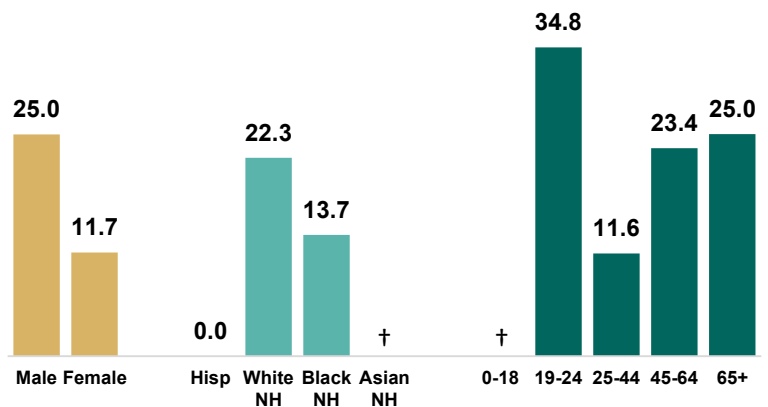
About  
**1 in 10**

male homicide deaths were precipitated by another crime

More than  
**4 in 5**

female homicide deaths involved intimate partner violence

Violent Death Rate by Demographics; Caswell County, 2013-2022

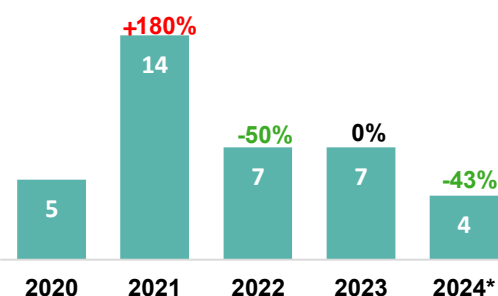


† indicates fewer than 5 deaths; rates based on fewer than 5 deaths are considered unstable

Source: VDRS 2013-2022.

\*Violent deaths includes deaths due to homicide, suicide, unintentional firearm, legal intervention, and undetermined intent. Limited to NC residents. 100% of homicide victims had circumstance information. Suicide deaths are only reported for ages ≥10. For more detailed violent death data visit: [NC-VDRS Data Dashboard](#)

Firearm-related Injury Emergency Department Visits by Year; Caswell County



## Violent Injury

In 2024, a total of 4 Caswell County residents visited the emergency department due to firearm injury

**Emergency department visits due to firearm injury decreased by 43% in the past year among Caswell County residents**

\*provisional data. Source: NC DETECT, ED Visits 2020-2024\*

For more detailed firearm injury data visit: [NC FASTER Reports | NC DETECT](#)



Office of Violence Prevention  
NC DEPARTMENT OF PUBLIC SAFETY

For more county profiles and resources visit: [ncdps.gov/ovp](#)

Date updated: 03/20/2025