

Chatham County Violence Profile



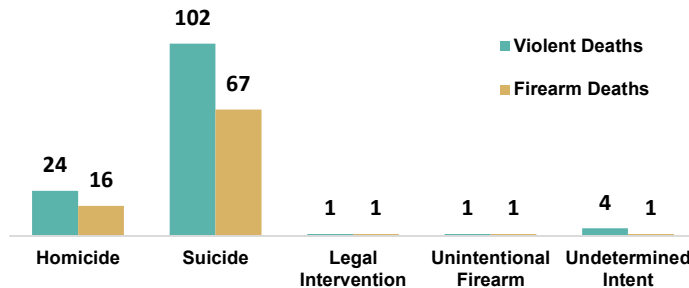
Chatham County, located in central North Carolina, has a population of 84,994 and is predominantly rural. The largest city is Siler City with a population of 8,235. The closest trauma center is UNC Hospitals (33 miles from Siler City).

Violent Deaths

Chatham County had 15 violent deaths* in 2022

67% of homicides and 66% of suicides in the past 10 years involved a firearm

All Violent Deaths and Firearm Deaths by Manner; Chatham County, 2013-2022



In Chatham County, 35% of all homicide deaths involved an argument or conflict

Homicide circumstances vary by sex of the victim

In Chatham County...

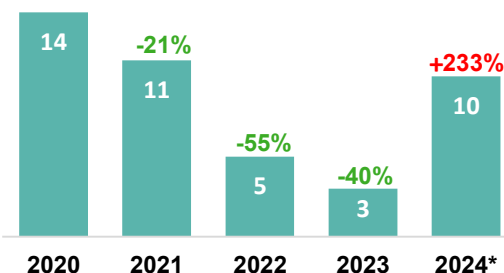
More than
1 in 3
male homicide deaths were precipitated by another crime

More than
1 in 4
female homicide deaths involved intimate partner violence

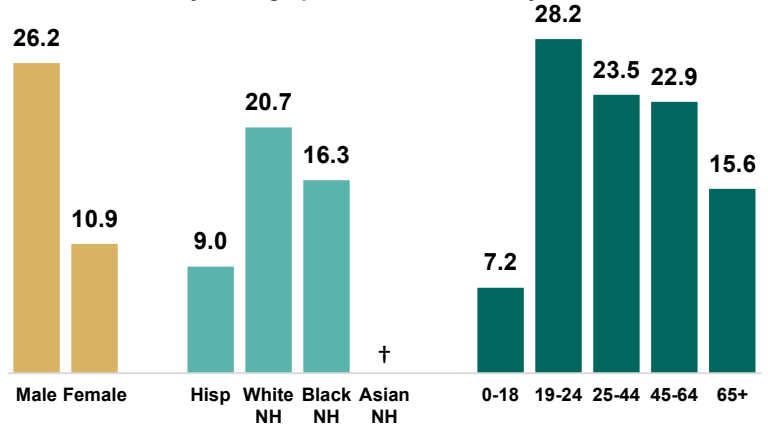
Source: VDRS 2013-2022.

*Violent deaths includes deaths due to homicide, suicide, unintentional firearm, legal intervention, and undetermined intent. Limited to NC residents. 96% of homicide victims had circumstance information. Suicide deaths are only reported for ages ≥10. For more detailed violent death data visit: [NC-VDRS Data Dashboard](#)

Firearm-related Injury Emergency Department Visits by Year; Chatham County



Violent Death Rate by Demographics; Chatham County, 2013-2022



† indicates fewer than 5 deaths; rates based on fewer than 5 deaths are considered unstable

Crime

In 2023, Chatham County had a total crime count of 2,591 with 133 violent crimes*

Violent crime in Chatham County has increased by 4% in the past year

Violent Crimes per 100,000 people

183 312
Chatham Statewide

The most common violent crimes were aggravated assault (72.9%) and rape (15.0%)

*Violent Crimes include the offenses of homicide (murder and non-negligent manslaughter and negligent manslaughter), aggravated assault, rape (including sodomy and sexual assault with an object) and robbery. Chatham County had a reporting coverage of 100% of the population compared to the statewide coverage of 98% (2021). Source: CJAC NIBRS 2023

For more detailed crime data visit: [NC Justice Data Portal](#)

Male, Non-Hispanic White, and young adult residents have the highest rates of violent death in Chatham County

Violent Injury

In 2024, a total of 10 Chatham County residents visited the emergency department due to firearm injury

Emergency department visits due to firearm injury increased by 233% in the past year among Chatham County residents

provisional data. Source: NC DETECT, ED Visits 2020-2024

For more detailed firearm injury data visit: [NC FASTER Reports | NC DETECT](#)



Office of Violence Prevention
NC DEPARTMENT OF PUBLIC SAFETY

For more county profiles and resources visit: [ncdps.gov/ovp](#)

Date updated: 04/03/2025