

Chowan County Violence Profile



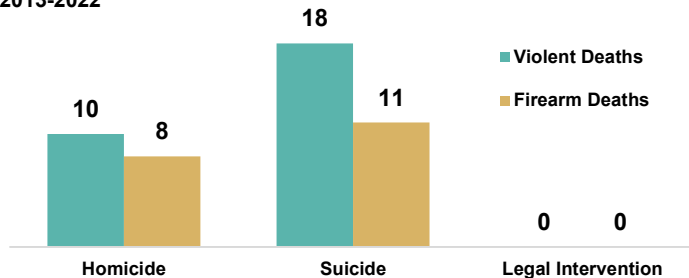
Chowan County, located in northeastern North Carolina, has a population of 13,877 and is predominantly rural. The largest city is Edenton with a population of 4,505. The closest trauma center is ECU Medical Center (64 miles from Edenton).

Violent Deaths

Chowan County had 4 violent deaths* in 2022

80% of homicides and 61% of suicides in the past 10 years involved a firearm

All Violent Deaths and Firearm Deaths by Manner; Chowan County, 2013-2022



In Chowan County, 40% of all homicide deaths involved an argument or conflict

Homicide circumstances vary by sex of the victim

In North Carolina...

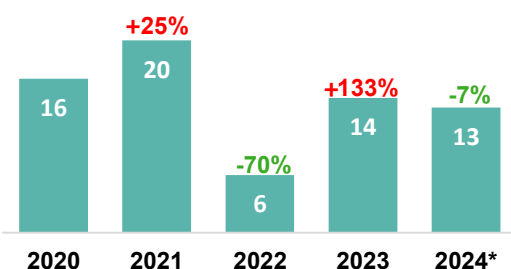
More than
1 in 4
male homicide deaths were precipitated by another crime

More than
2 in 5
female homicide deaths involved intimate partner violence

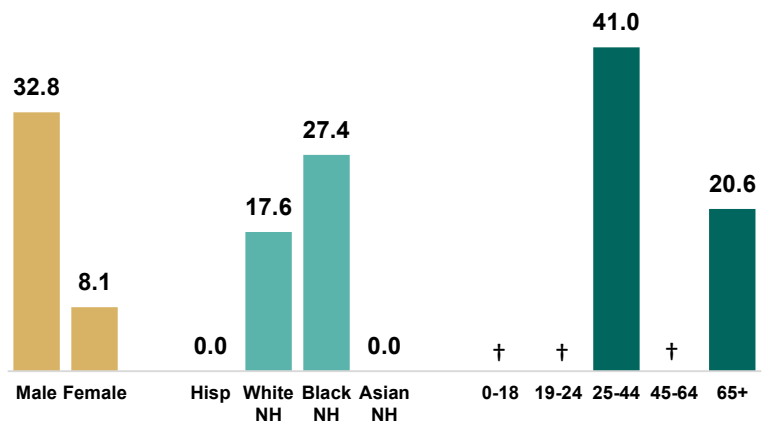
Source: VDRS 2013-2022.

*Violent deaths includes deaths due to homicide, suicide, unintentional firearm, legal intervention, and undetermined intent. Limited to NC residents. 92% of homicide victims had circumstance information. Suicide deaths are only reported for ages ≥10. For more detailed violent death data visit: [NC-VDRS Data Dashboard](#)

Firearm-related Injury Emergency Department Visits by Year; Chowan County



Violent Death Rate by Demographics; Chowan County, 2013-2022



† indicates fewer than 5 deaths; rates based on fewer than 5 deaths are considered unstable

Crime

In 2023, Chowan County had a total crime count of 411 with 33 violent crimes*

Violent crime in Chowan County has increased by 136% in the past year

Violent Crimes per 100,000 people

241 312
Chowan Statewide

The most common violent crimes were aggravated assault (72.7%) and rape (12.1%)

*Violent Crimes include the offenses of homicide (murder and non-negligent manslaughter and negligent manslaughter), aggravated assault, rape (including sodomy and sexual assault with an object) and robbery. Chowan County had a reporting coverage of 100% of the population compared to the statewide coverage of 98% (2021). Source: CJAC NIBRS. For more detailed crime data visit: [NC Justice Data Portal](#)

Male, Non-Hispanic Black, and middle-aged adult residents have the highest rates of violent death in Chowan County

Violent Injury

In 2024, a total of 13 Chowan County residents visited the emergency department due to firearm injury

Emergency department visits due to firearm injury decreased by 7% in the past year among Chowan County residents

provisional data. Source: NC DETECT, ED Visits 2020-2024

For more detailed firearm injury data visit: [NC FASTER Reports | NC DETECT](#)



Office of Violence Prevention
NC DEPARTMENT OF PUBLIC SAFETY

For more county profiles and resources visit: [ncdps.gov/ovp](#)

Date updated: 03/24/2025