

Cleveland County Violence Profile



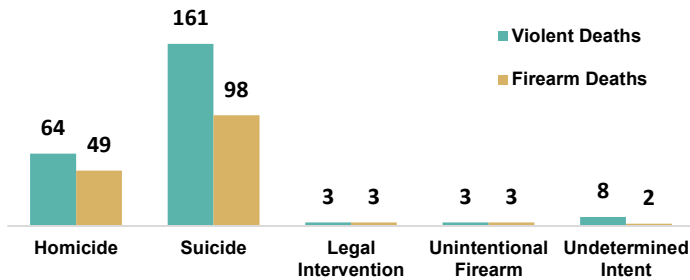
Cleveland County, located in southwestern North Carolina, has a population of 102,828 and is predominantly rural. The largest city is Shelby with a population of 22,044. The closest trauma center is Atrium Health Cleveland (in Shelby).

Violent Deaths

Cleveland County had 26 violent deaths* in 2022

77% of homicides and 61% of suicides in the past 10 years involved a firearm

All Violent Deaths and Firearm Deaths by Manner; Cleveland County, 2013-2022



Crime

In 2023, Cleveland County had a total crime count of 4,569 with 346 violent crimes*

Violent crime in Cleveland County has increased by 6% in the past year

Violent Crimes per 100,000 people

359 312

Cleveland Statewide

The most common violent crimes were aggravated assault (69.9%) and robbery (12.7%)

*Violent Crimes include the offenses of homicide (murder and non-negligent manslaughter and negligent manslaughter), aggravated assault, rape (including sodomy and sexual assault with an object) and robbery. Cleveland County had a reporting coverage of 95% of the population compared to the statewide coverage of 98% (2021). Source: CJAC NIBRS 2023

For more detailed crime data visit: [NC Justice Data Portal](#)

Male, Non-Hispanic Black, and middle-aged adult residents have the highest rates of violent death in Cleveland County

In Cleveland County, 53% of all homicide deaths involved an argument or conflict

Homicide circumstances vary by sex of the victim

In Cleveland County...

More than

1 in 4

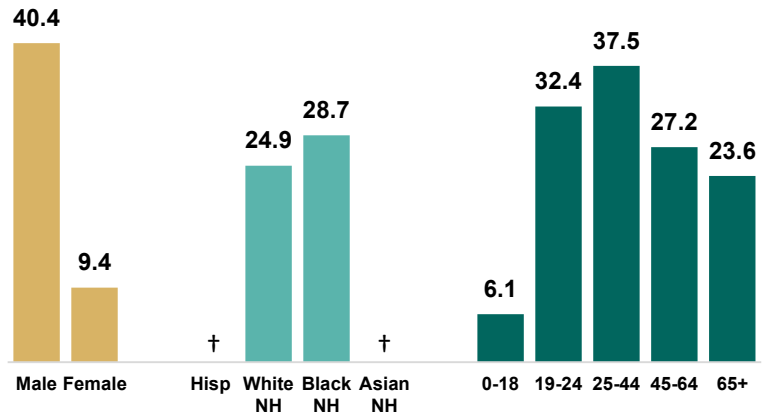
male homicide deaths were precipitated by another crime

More than

1 in 3

female homicide deaths involved intimate partner violence

Violent Death Rate by Demographics; Cleveland County, 2013-2022

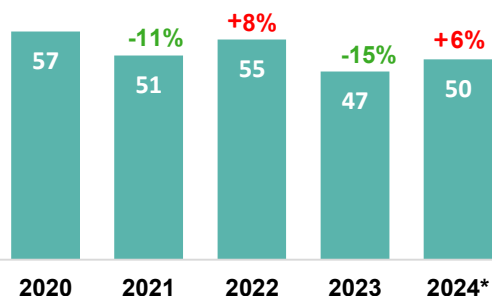


† indicates fewer than 5 deaths; rates based on fewer than 5 deaths are considered unstable

Source: VDRS 2013-2022.

*Violent deaths includes deaths due to homicide, suicide, unintentional firearm, legal intervention, and undetermined intent. Limited to NC residents. 91% of homicide victims had circumstance information. Suicide deaths are only reported for ages ≥10. For more detailed violent death data visit: [NC-VDRS Data Dashboard](#)

Firearm-related Injury Emergency Department Visits by Year; Cleveland County



Violent Injury

In 2024, a total of 50 Cleveland County residents visited the emergency department due to firearm injury

Emergency department visits due to firearm injury increased by 6% in the past year among Cleveland County residents

provisional data. Source: NC DETECT, ED Visits 2020-2024

For more detailed firearm injury data visit: [NC FASTER Reports | NC DETECT](#)



Office of Violence Prevention
NC DEPARTMENT OF PUBLIC SAFETY

For more county profiles and resources visit: [ncdps.gov/ovp](#)

Date updated: 03/26/2025