

# Durham County Violence Profile



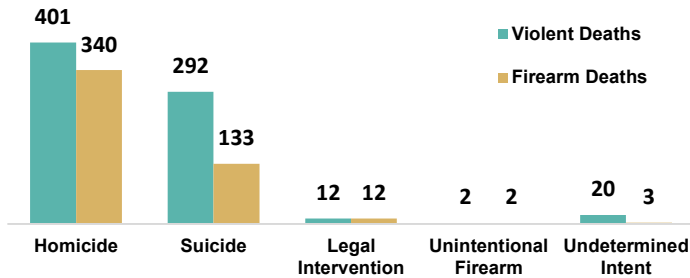
Durham County, located in central North Carolina, has a population of 344,092 and is predominantly urban. The largest city is Durham with a population of 304,014. The closest trauma center is Duke University Hospital (in Durham).

## Violent Deaths

Durham County had 89 violent deaths\* in 2022

**85% of homicides and 46% of suicides in the past 10 years involved a firearm**

All Violent Deaths and Firearm Deaths by Manner; Durham County, 2013-2022



In Durham County, 36% of all homicide deaths involved an argument or conflict

**Homicide circumstances vary by sex of the victim**

In Durham County...

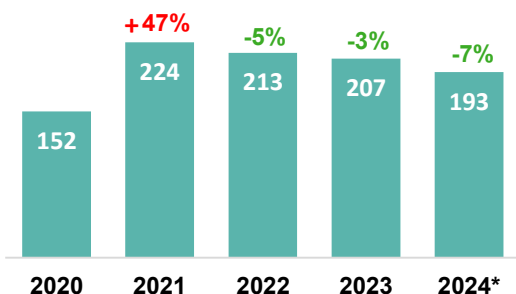
More than  
**1 in 3**  
male homicide deaths were precipitated by another crime

More than  
**2 in 5**  
female homicide deaths involved intimate partner violence

Source: VDRS 2013-2022.

\*Violent deaths includes deaths due to homicide, suicide, unintentional firearm, legal intervention, and undetermined intent. Limited to NC residents. 93% of homicide victims had circumstance information. Suicide deaths are only reported for ages ≥10. For more detailed violent death data visit: [NC-VDRS Data Dashboard](#)

Firearm-related Injury Emergency Department Visits by Year; Durham County



## Violent Injury

In 2024, a total of 193 Durham County residents visited the emergency department due to firearm injury

**Emergency department visits due to firearm injury decreased by 7% in the past year among Durham County residents**

\*provisional data. Source: NC DETECT, ED Visits 2020-2024\*

For more detailed firearm injury data visit: [NC FASTER Reports | NC DETECT](#)

## Crime

In 2023, Durham County had a total crime count of 25,854 with 1,630 violent crimes\*

**Violent crime in Durham County has decreased by 7% in the past year**

Violent Crimes per 100,000 people

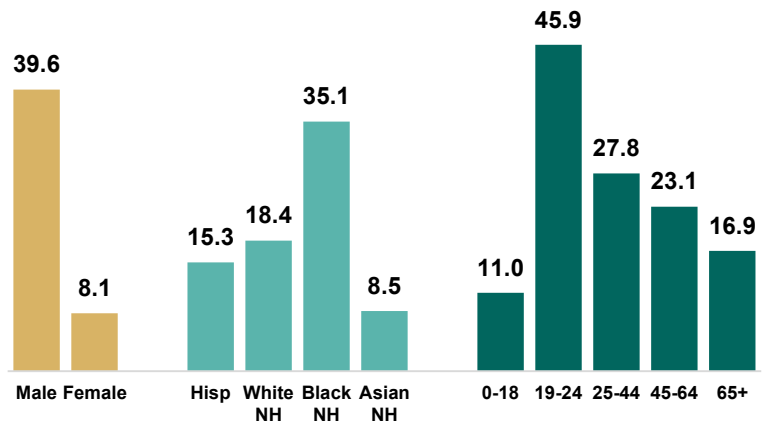
**507 312**  
Durham Statewide

The most common violent crimes were aggravated assault (55.8%) and robbery (31.2%)

\*Violent Crimes include the offenses of homicide (murder and non-negligent manslaughter and negligent manslaughter), aggravated assault, rape (including sodomy and sexual assault with an object) and robbery. Durham County had a reporting coverage of 100% of the population compared to the statewide coverage of 98% (2021). Source: CJAC NIBRS. For more detailed crime data visit: [NC Justice Data Portal](#)

**Male, Non-Hispanic Black, and young adult residents have the highest rates of violent death in Durham County**

Violent Death Rate by Demographics; Durham County, 2013-2022



† indicates fewer than 5 deaths; rates based on fewer than 5 deaths are considered unstable



Office of Violence Prevention  
NC DEPARTMENT OF PUBLIC SAFETY

For more county profiles and resources visit: [ncdps.gov/ovp](#)

Date updated: 04/02/2025