

# Edgecombe County Violence Profile



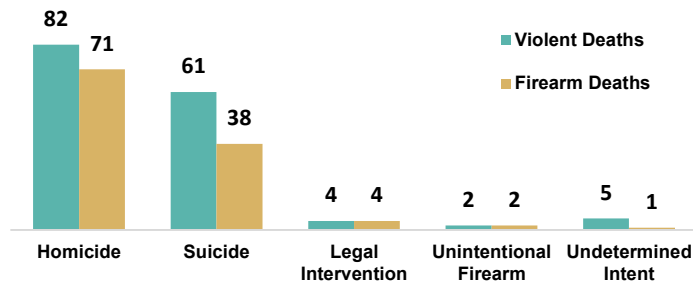
Edgecombe County, located in eastern North Carolina, has a population of 49,718 and is predominantly urban. The largest city is Rocky Mount with a population of 54,200. The closest trauma center is ECU Medical Center (36 miles from Rocky Mount).

## Violent Deaths

Edgecombe County had 20 violent deaths\* in 2022

**87% of homicides and 62% of suicides in the past 10 years involved a firearm**

All Violent Deaths and Firearm Deaths by Manner; Edgecombe County, 2013-2022



In Edgecombe County, 34% of all homicide deaths involved an argument or conflict

**Homicide circumstances vary by sex of the victim**

In Edgecombe County...

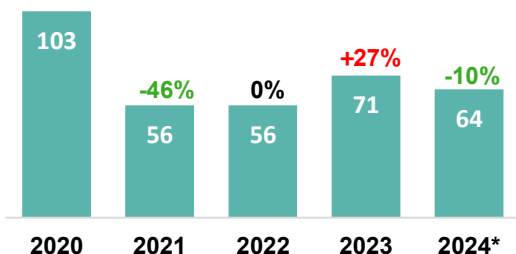
Exactly  
**1 in 3**  
male homicide deaths were precipitated by another crime

More than  
**2 in 5**  
female homicide deaths involved intimate partner violence

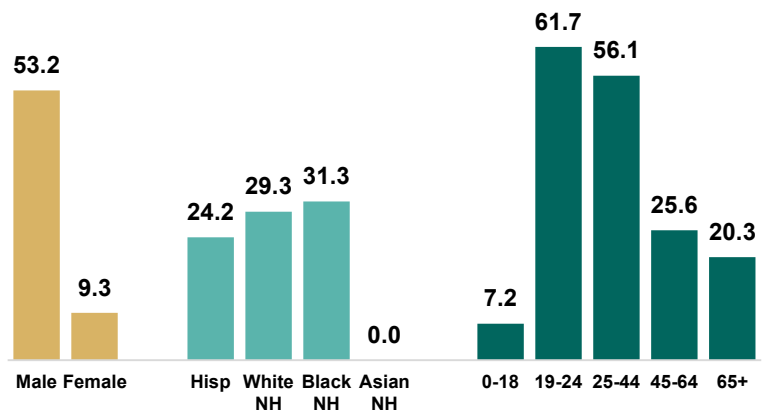
Source: VDRS 2013-2022.

\*Violent deaths includes deaths due to homicide, suicide, unintentional firearm, legal intervention, and undetermined intent. Limited to NC residents. 93% of homicide victims had circumstance information. Suicide deaths are only reported for ages ≥10. For more detailed violent death data visit: [NC-VDRS Data Dashboard](#)

Firearm-related Injury Emergency Department Visits by Year; Edgecombe County



Violent Death Rate by Demographics; Edgecombe County, 2013-2022



## Crime

In 2023, Edgecombe County had a total crime count of 5,648 with 477 violent crimes\*

**Violent crime in Edgecombe County has increased by 15% in the past year**

Violent Crimes per 100,000 people

**555 312**

Edgecombe Statewide

The most common violent crimes were aggravated assault (70.4%) and robbery (20.8%)

\*Violent Crimes include the offenses of homicide (murder and non-negligent manslaughter and negligent manslaughter), aggravated assault, rape (including sodomy and sexual assault with an object) and robbery. Edgecombe County had a reporting coverage of 99% of the population compared to the statewide coverage of 98% (2021). Source: CJAC NIBRS. For more detailed crime data visit: [NC Justice Data Portal](#)

**Male, Non-Hispanic Black, and young adult residents have the highest rates of violent death in Edgecombe County**

## Violent Injury

In 2024, a total of 64 Edgecombe County residents visited the emergency department due to firearm injury

**Emergency department visits due to firearm injury decreased by 10% in the past year among Edgecombe County residents**

\*provisional data. Source: NC DETECT, ED Visits 2020-2024\*

For more detailed firearm injury data visit: [NC FASTER Reports | NC DETECT](#)



Office of Violence Prevention  
NC DEPARTMENT OF PUBLIC SAFETY

For more county profiles and resources visit: [ncdps.gov/ovp](#)

Date updated: 04/02/2025