

Granville County Violence Profile



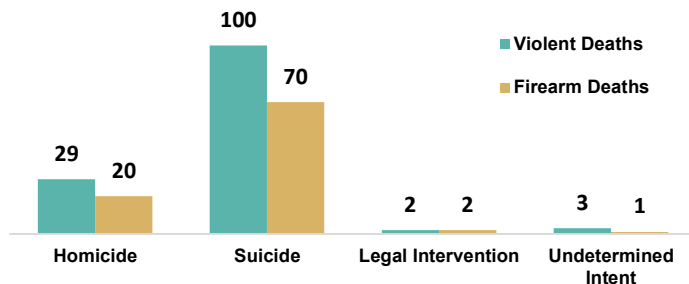
Granville County, located in north-central North Carolina, has a population of 63,172 and is predominantly rural. The largest city is Oxford with a population of 9,089. The closest trauma center is Duke University Hospital (33 miles from Oxford).

Violent Deaths

Granville County had 22 violent deaths* in 2022

69% of homicides and 70% of suicides in the past 10 years involved a firearm

All Violent Deaths and Firearm Deaths by Manner; Granville County, 2013-2022



In Granville County, 48% of all homicide deaths involved an argument or conflict

Homicide circumstances vary by sex of the victim

In Granville County...

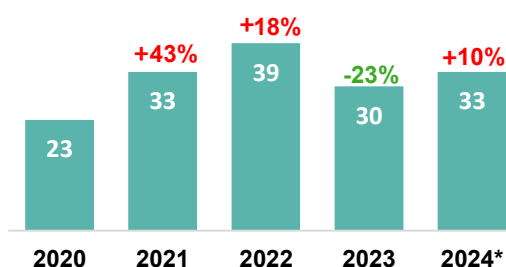
Nearly
1 in 3
male homicide
deaths were
precipitated by
another crime

Exactly
1 in 4
female homicide
deaths involved
intimate partner
violence

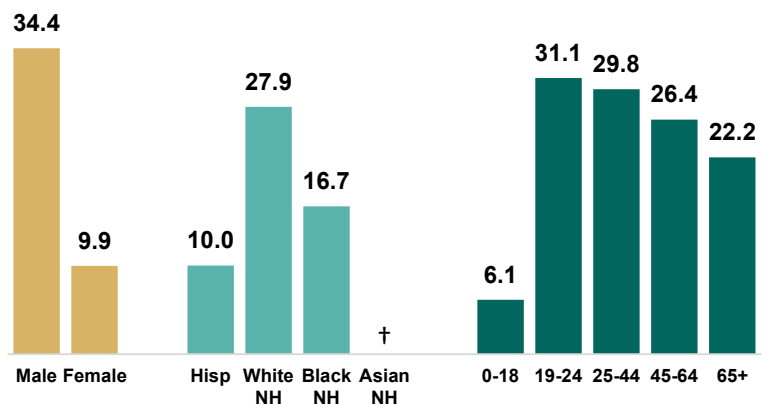
Source: VDRS 2013-2022.

*Violent deaths includes deaths due to homicide, suicide, unintentional firearm, legal intervention, and undetermined intent. Limited to NC residents. 93% of homicide victims had circumstance information. Suicide deaths are only reported for ages ≥10. For more detailed violent death data visit: [NC-VDRS Data Dashboard](#)

Firearm-related Injury Emergency Department Visits by Year; Granville County



Violent Death Rate by Demographics; Granville County, 2013-2022



† indicates fewer than 5 deaths; rates based on fewer than 5 deaths are considered unstable

Crime

In 2023, Granville County had a total crime count of 2,284 with 136 violent crimes*

Violent crime in Granville County has decreased by 2% in the past year

Violent Crimes per 100,000 people

224 312
Granville Statewide

The most common violent crimes were aggravated assault (72.1%) and robbery (13.2%)

*Violent Crimes include the offenses of homicide (murder and non-negligent manslaughter and negligent manslaughter), aggravated assault, rape (including sodomy and sexual assault with an object) and robbery. Granville County had a reporting coverage of 99% of the population compared to the statewide coverage of 98% (2021). Source: CJAC NIBRS 2023

For more detailed crime data visit: [NC Justice Data Portal](#)

Male, Non-Hispanic White, and young adult residents have the highest rates of violent death in Granville County

Violent Injury

In 2024, a total of 33 Granville County residents visited the emergency department due to firearm injury

Emergency department visits due to firearm injury increased by 10% in the past year among Granville County residents

provisional data. Source: NC DETECT, ED Visits 2020-2024

For more detailed firearm injury data visit: [NC FASTER Reports | NC DETECT](#)



Office of Violence Prevention
NC DEPARTMENT OF PUBLIC SAFETY

For more county profiles and
resources visit: [ncdps.gov/ovp](#)

Date updated: 04/03/2025