

# Harnett County Violence Profile



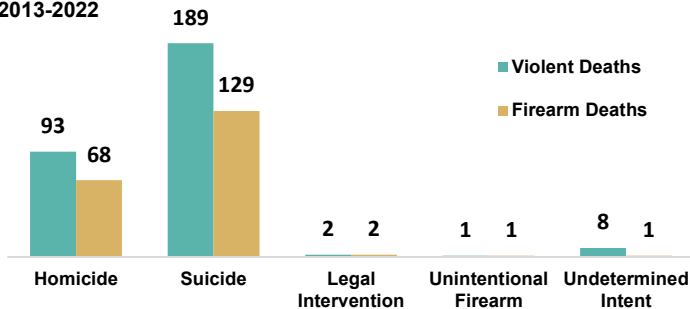
Harnett County, in central North Carolina, has a population of 147,475 and is predominantly rural. The largest city is Anderson Creek with a population of 18,059. The closest trauma center is Womack Army Medical Center (13 miles from Anderson Creek).

## Violent Deaths

Harnett County had 29 violent deaths\* in 2022

**73% of homicides and 68% of suicides in the past 10 years involved a firearm**

All Violent Deaths and Firearm Deaths by Manner; Harnett County, 2013-2022



## Crime

In 2023, Harnett County had a total crime count of 6,321 with 332 violent crimes\*

**Violent crime in Harnett County has decreased by 6% in the past year**

Violent Crimes per 100,000 people

**247** **312**  
Harnett Statewide

The most common violent crimes were aggravated assault (71.7%) and robbery (11.5%)

\*Violent Crimes include the offenses of homicide (murder and non-negligent manslaughter and negligent manslaughter), aggravated assault, rape (including sodomy and sexual assault with an object) and robbery. Harnett County had a reporting coverage of 100% of the population compared to the statewide coverage of 98% (2021). Source: CJAC NIBRS 2023  
For more detailed crime data visit: [NC Justice Data Portal](#)

**Male, Non-Hispanic Black, and young adult residents have the highest rates of violent death in Harnett County**

In Harnett County, 55% of all homicide deaths involved an argument or conflict

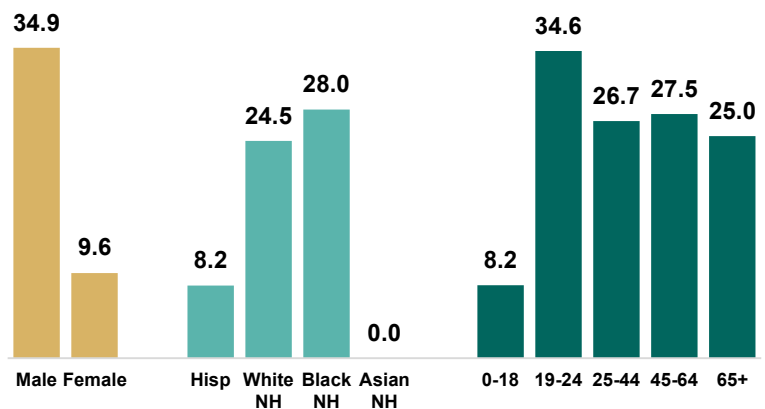
**Homicide circumstances vary by sex of the victim**

In Harnett County...

Nearly  
**1 in 4**  
male homicide deaths were precipitated by another crime

More than  
**1 in 2**  
female homicide deaths involved intimate partner violence

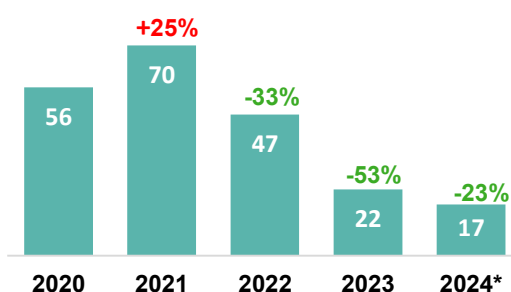
Violent Death Rate by Demographics; Harnett County, 2013-2022



Source: VDRS 2013-2022.

\*Violent deaths includes deaths due to homicide, suicide, unintentional firearm, legal intervention, and undetermined intent. Limited to NC residents. 95% of homicide victims had circumstance information. Suicide deaths are only reported for ages ≥10. For more detailed violent death data visit: [NC-VDRS Data Dashboard](#)

Firearm-related Injury Emergency Department Visits by Year; Harnett County



## Violent Injury

In 2024, a total of 17 Harnett County residents visited the emergency department due to firearm injury

**Emergency department visits due to firearm injury decreased by 23% in the past year among Harnett County residents**

\*provisional data. Source: NC DETECT, ED Visits 2020-2024\*

For more detailed firearm injury data visit: [NC FASTER Reports | NC DETECT](#)



Office of Violence Prevention  
NC DEPARTMENT OF PUBLIC SAFETY

For more county profiles and resources visit: [ncdps.gov/ovp](#)

Date updated: 04/03/2025