

Haywood County Violence Profile



Haywood County, located in western North Carolina, has a population of 63,677 and is predominantly rural. The largest city is Waynesville with a population of 10,949. The closest trauma center is Mission Hospitals (32 miles from Waynesville).

Crime

In 2023, Haywood County had a total crime count of 3,740 with 158 violent crimes*

Violent crime in Haywood County has increased by 26% in the past year

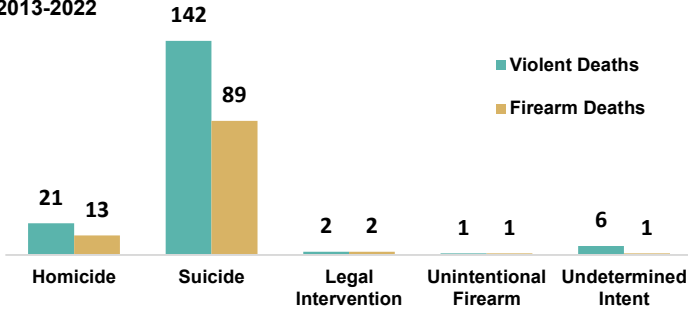
Violent Crimes per 100,000 people
254 Haywood **312** Statewide

Violent Deaths

Haywood County had 16 violent deaths* in 2022

62% of homicides and 63% of suicides in the past 10 years involved a firearm

All Violent Deaths and Firearm Deaths by Manner; Haywood County, 2013-2022



The most common violent crimes were aggravated assault (73.4%) and rape (17.1%)

*Violent Crimes include the offenses of homicide (murder and non-negligent manslaughter and negligent manslaughter), aggravated assault, rape (including sodomy and sexual assault with an object) and robbery. Haywood County had a reporting coverage of 100% of the population compared to the statewide coverage of 98% (2021). Source: CJAC NIBRS 2023
 For more detailed crime data visit: [NC Justice Data Portal](#)

Male, Non-Hispanic White, and middle-aged adult residents have the highest rates of violent death in Haywood County

In Haywood County, 53% of all homicide deaths involved an argument or conflict

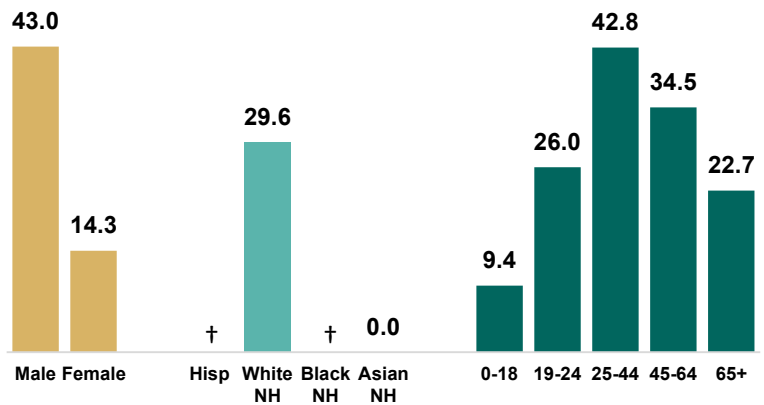
Homicide circumstances vary by sex of the victim

In Haywood County...

More than **2 in 5** male homicide deaths were precipitated by another crime

More than **2 in 3** female homicide deaths involved intimate partner violence

Violent Death Rate by Demographics; Haywood County, 2013-2022

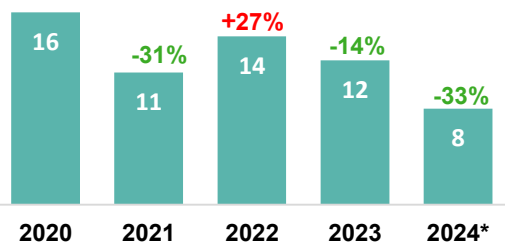


† indicates fewer than 5 deaths; rates based on fewer than 5 deaths are considered unstable

Source: VDRS 2013-2022.

*Violent deaths includes deaths due to homicide, suicide, unintentional firearm, legal intervention, and undetermined intent. Limited to NC residents. 90% of homicide victims had circumstance information. Suicide deaths are only reported for ages ≥10. For more detailed violent death data visit: [NC-VDRS Data Dashboard](#)

Firearm-related Injury Emergency Department Visits by Year; Haywood County



Violent Injury

In 2024, a total of 8 Haywood County residents visited the emergency department due to firearm injury

Emergency department visits due to firearm injury decreased by 33% in the past year among Haywood County residents

provisional data. Source: NC DETECT, ED Visits 2020-2024

For more detailed firearm injury data visit: [NC FASTER Reports | NC DETECT](#)



Office of Violence Prevention
 NC DEPARTMENT OF PUBLIC SAFETY

For more county profiles and resources visit: [ncdps.gov/ovp](#)

Date updated: 04/03/2025