

Henderson County Violence Profile



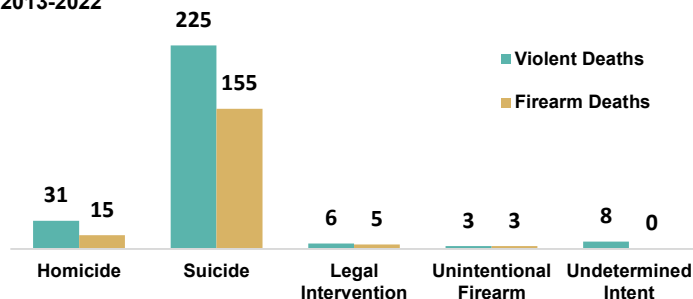
Henderson County, in southwestern North Carolina, has a population of 121,094 and is predominantly urban. The largest city is Hendersonville with a population of 15,654. The closest trauma center is Mission Hospitals (20 miles from Hendersonville).

Violent Deaths

Henderson County had 24 violent deaths* in 2022

48% of homicides and 69% of suicides in the past 10 years involved a firearm

All Violent Deaths and Firearm Deaths by Manner; Henderson County, 2013-2022



In Henderson County, 27% of all homicide deaths involved an argument or conflict

Homicide circumstances vary by sex of the victim

In Henderson County...

Exactly

1 in 3

male homicide deaths were precipitated by another crime

More than

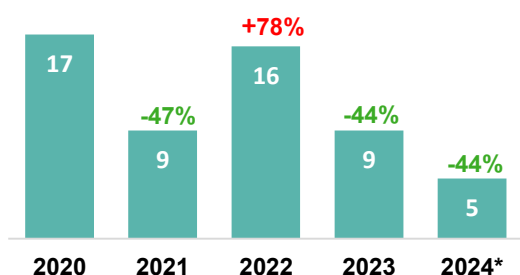
2 in 3

female homicide deaths involved intimate partner violence

Source: VDRS 2013-2022.

*Violent deaths includes deaths due to homicide, suicide, unintentional firearm, legal intervention, and undetermined intent. Limited to NC residents. 97% of homicide victims had circumstance information. Suicide deaths are only reported for ages ≥10. For more detailed violent death data visit: [NC-VDRS Data Dashboard](#)

Firearm-related Injury Emergency Department Visits by Year; Henderson County



Violent Injury

In 2024, a total of 5 Henderson County residents visited the emergency department due to firearm injury

Emergency department visits due to firearm injury decreased by 44% in the past year among Henderson County residents

provisional data. Source: NC DETECT, ED Visits 2020-2024

For more detailed firearm injury data visit: [NC FASTER Reports | NC DETECT](#)

Crime

In 2023, Henderson County had a total crime count of 4,467 with 148 violent crimes*

Violent crime in Henderson County has increased by 4% in the past year

Violent Crimes per 100,000 people

130 312

Henderson Statewide

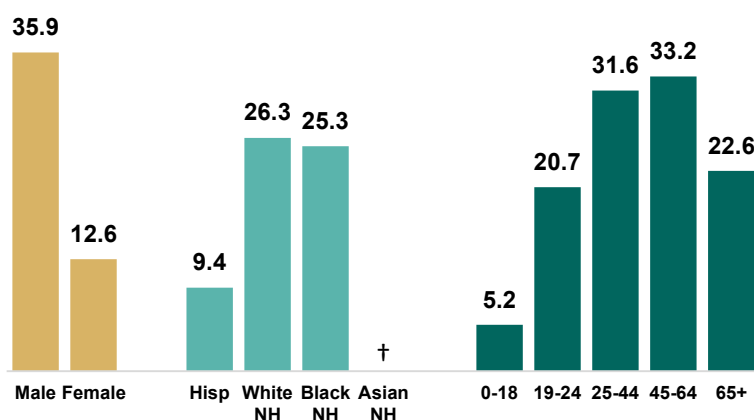
The most common violent crimes were aggravated assault (68.2%) and rape (17.6%)

*Violent Crimes include the offenses of homicide (murder and non-negligent manslaughter and negligent manslaughter), aggravated assault, rape (including sodomy and sexual assault with an object) and robbery. Henderson County had a reporting coverage of 98% of the population compared to the statewide coverage of 98% (2021). Source: CJAC NIBRS 2023

For more detailed crime data visit: [NC Justice Data Portal](#)

Male, Non-Hispanic White, Non-Hispanic Black, and older adult residents have the highest rates of violent death in Henderson County

Violent Death Rate by Demographics; Henderson County, 2013-2022



† indicates fewer than 5 deaths; rates based on fewer than 5 deaths are considered unstable



Office of Violence Prevention
NC DEPARTMENT OF PUBLIC SAFETY

For more county profiles and resources visit: [ncdps.gov/ovp](#)

Date updated: 04/03/2025