

# Hertford County Violence Profile



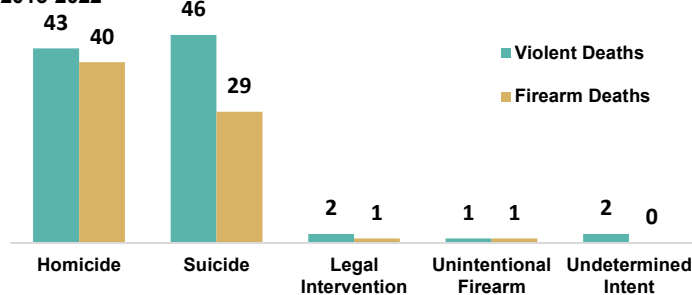
Hertford County, located in northeastern North Carolina, has a population of 19,091 and is predominantly rural. The largest city is Ahoskie with a population of 4,503. The closest trauma center is ECU Medical Center (59 miles from Ahoskie).

## Violent Deaths

Hertford County had 5 violent deaths\* in 2022

**93% of homicides and 63% of suicides in the past 10 years involved a firearm**

All Violent Deaths and Firearm Deaths by Manner; Hertford County, 2013-2022



In Hertford County, 42% of all homicide deaths involved an argument or conflict

**Homicide circumstances vary by sex of the victim**

In Hertford County...

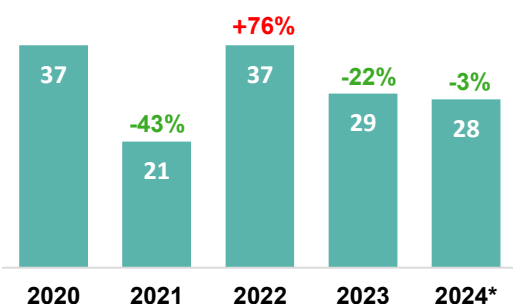
More than  
**1 in 4**  
male homicide  
deaths were  
precipitated by  
another crime

Exactly  
**1 in 3**  
female homicide  
deaths involved  
intimate partner  
violence

Source: VDRS 2013-2022.

\*Violent deaths includes deaths due to homicide, suicide, unintentional firearm, legal intervention, and undetermined intent. Limited to NC residents. 88% of homicide victims had circumstance information. Suicide deaths are only reported for ages ≥10. For more detailed violent death data visit: [NC-VDRS Data Dashboard](#)

Firearm-related Injury Emergency Department Visits by Year; Hertford County



## Crime

In 2023, Hertford County had a total crime count of 1,078 with 60 violent crimes\*

**Violent crime in Hertford County has increased by 30% in the past year**

Violent Crimes per 100,000 people

**303** **312**  
Hertford Statewide

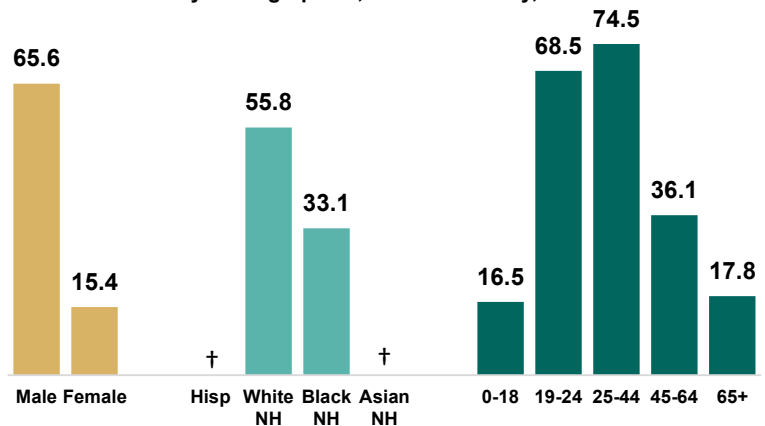
The most common violent crimes were aggravated assault (65.0%) and robbery (16.7%)

\*Violent Crimes include the offenses of homicide (murder and non-negligent manslaughter and negligent manslaughter), aggravated assault, rape (including sodomy and sexual assault with an object) and robbery. Hertford County had a reporting coverage of 93% of the population compared to the statewide coverage of 98% (2021). Source: CJAC NIBRS 2023

For more detailed crime data visit: [NC Justice Data Portal](#)

**Male, Non-Hispanic White, and middle-aged adult residents have the highest rates of violent death in Hertford County**

Violent Death Rate by Demographics; Hertford County, 2013-2022



† indicates fewer than 5 deaths; rates based on fewer than 5 deaths are considered unstable

## Violent Injury

In 2024, a total of 28 Hertford County residents visited the emergency department due to firearm injury

**Emergency department visits due to firearm injury decreased by 3% in the past year among Hertford County residents**

\*provisional data. Source: NC DETECT, ED Visits 2020-2024\*

For more detailed firearm injury data visit: [NC FASTER Reports](#) | [NC DETECT](#)



Office of Violence Prevention  
NC DEPARTMENT OF PUBLIC SAFETY

For more county profiles and  
resources visit: [ncdps.gov/ovp](#)

Date updated: 04/03/2025