

# Jackson County Violence Profile



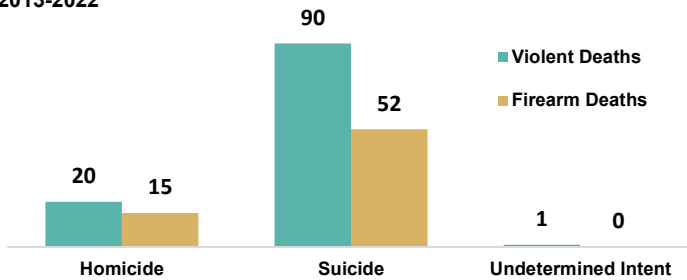
Jackson County, located in western North Carolina, has a population of 45,878 and is predominantly rural. The largest city is Cullowhee with a population of 6,837. The closest trauma center is Mission Hospitals (53 miles from Cullowhee).

## Violent Deaths

Jackson County had 10 violent deaths\* in 2022

**75% of homicides and 58% of suicides in the past 10 years involved a firearm**

All Violent Deaths and Firearm Deaths by Manner; Jackson County, 2013-2022



## Crime

In 2023, Jackson County had a total crime count of 1,933 with 93 violent crimes\*

**Violent crime in Jackson County has decreased by 6% in the past year**

Violent Crimes per 100,000 people

**238 312**  
Jackson Statewide

The most common violent crimes were aggravated assault (71.0%) and rape (22.6%)

Interpret crime rates with caution - crime counts may be inaccurate due to inclusion/exclusion of federally recognized tribal lands across Jackson and Swain counties.

\*Violent Crimes include the offenses of homicide, aggravated assault, sexual assault, and robbery. Jackson County had a reporting coverage of 100% of the population compared to statewide coverage of 98% (2021).

Source: CJAC NIBRS 2023

For more detailed crime data visit: [NC Justice Data Portal](#)

**Male, Non-Hispanic White, and older adult residents have the highest rates of violent death in Jackson County**

In Jackson County, 45% of all homicide deaths involved an argument or conflict

**Homicide circumstances vary by sex of the victim**

In Jackson County...

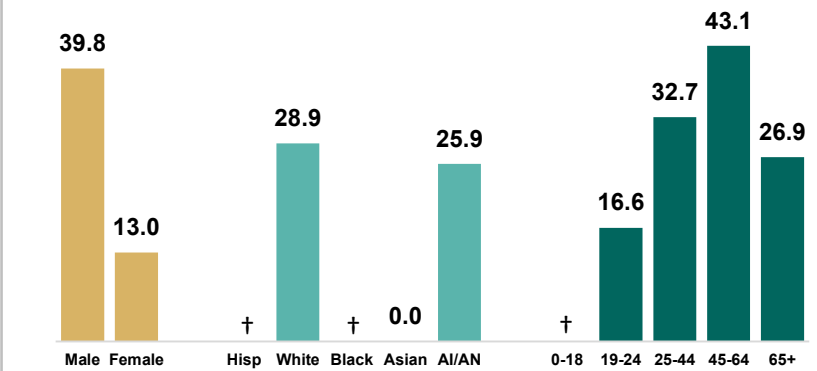
Nearly  
**1 in 4**  
male homicide deaths were precipitated by another crime

More than  
**1 in 2**  
female homicide deaths involved intimate partner violence

Source: VDRS 2013-2022.

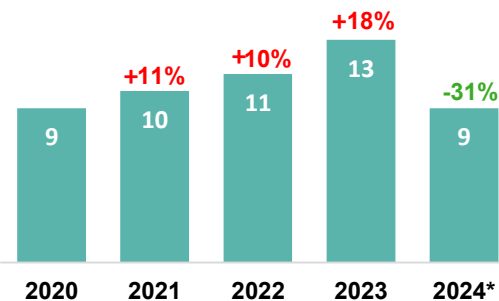
\*Violent deaths includes deaths due to homicide, suicide, unintentional firearm, legal intervention, and undetermined intent. Limited to NC residents. 100% of homicide victims had circumstance information. Suicide deaths are only reported for ages ≥10. For more detailed violent death data visit: [NC-VDRS Data Dashboard](#)

Violent Death Rate by Demographics; Jackson County, 2013-2022



† indicates fewer than 5 deaths; rates based on fewer than 5 deaths are considered unstable

Firearm-related Injury Emergency Department Visits by Year; Jackson County



## Violent Injury

In 2024, a total of 9 Jackson County residents visited the emergency department due to firearm injury

**Emergency department visits due to firearm injury decreased by 31% in the past year among Jackson County residents**

\*provisional data. Source: NC DETECT, ED Visits 2020-2024\*

For more detailed firearm injury data visit: [NC FASTER Reports](#) | [NC DETECT](#)



Office of Violence Prevention  
NC DEPARTMENT OF PUBLIC SAFETY

For more county profiles and resources visit: [ncdps.gov/ovp](#)

Date updated: 04/04/2025