

Lincoln County Violence Profile

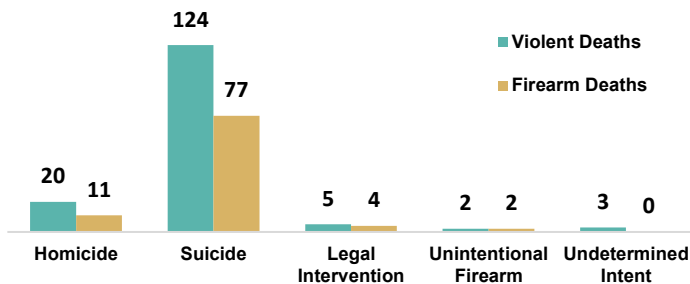
Lincoln County, in southwestern North Carolina, has a population of 100,809 and is predominantly urban. The largest city is Lincolnton with a population of 12,790. The closest trauma center is Caromont Regional Medical Center (18 miles from Lincolnton).

Violent Deaths

Lincoln County had 12 violent deaths* in 2022

55% of homicides and 62% of suicides in the past 10 years involved a firearm

All Violent Deaths and Firearm Deaths by Manner; Lincoln County, 2013-2022



In Lincoln County, 53% of all homicide deaths involved an argument or conflict

Homicide circumstances vary by sex of the victim

In Lincoln County...

More than
2 in 5

male homicide deaths were precipitated by another crime

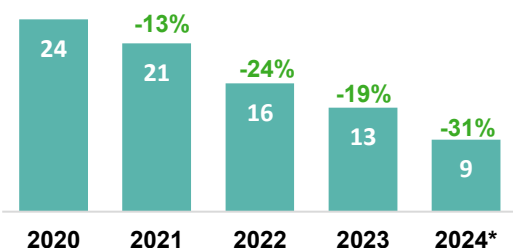
More than
1 in 2

female homicide deaths involved intimate partner violence

Source: VDRS 2013-2022.

*Violent deaths includes deaths due to homicide, suicide, unintentional firearm, legal intervention, and undetermined intent. Limited to NC residents. 95% of homicide victims had circumstance information. Suicide deaths are only reported for ages ≥10. For more detailed violent death data visit: [NC-VDRS Data Dashboard](#)

Firearm-related Injury Emergency Department Visits by Year; Lincoln County



Violent Injury

In 2024, a total of 9 Lincoln County residents visited the emergency department due to firearm injury

Emergency department visits due to firearm injury decreased by 31% in the past year among Lincoln County residents

provisional data. Source: NC DETECT, ED Visits 2020-2024

For more detailed firearm injury data visit: [NC FASTER Reports | NC DETECT](#)

Crime

In 2023, Lincoln County had a total crime count of 4,564 with 145 violent crimes*

Violent crime in Lincoln County has increased by 4% in the past year

Violent Crimes per 100,000 people

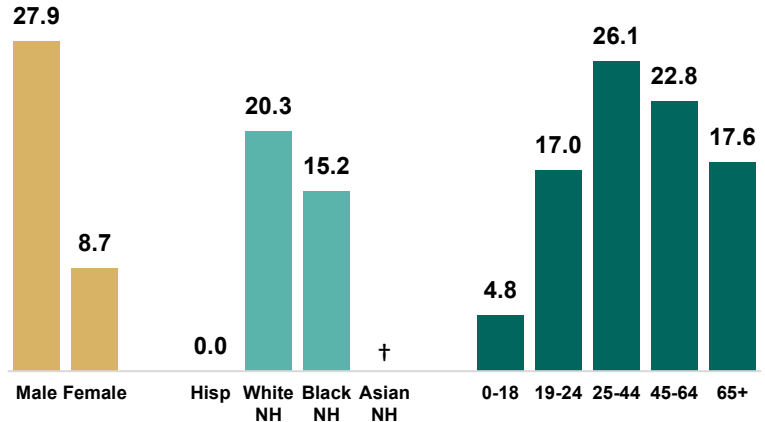
166 312
Lincoln Statewide

The most common violent crimes were aggravated assault (84.1%) and rape (7.6%)

*Violent Crimes include the offenses of homicide (murder and non-negligent manslaughter and negligent manslaughter), aggravated assault, rape (including sodomy and sexual assault with an object) and robbery. Lincoln County had a reporting coverage of 100% of the population compared to the statewide coverage of 98% (2021). Source: CJAC NIBRS 2023
For more detailed crime data visit: [NC Justice Data Portal](#)

Male, Non-Hispanic White, and middle-aged adult residents have the highest rates of violent death in Lincoln County

Violent Death Rate by Demographics; Lincoln County, 2013-2022



† indicates fewer than 5 deaths; rates based on fewer than 5 deaths are considered unstable



Office of Violence Prevention
NC DEPARTMENT OF PUBLIC SAFETY

For more county profiles and resources visit: [ncdps.gov/ovp](#)

Date updated: 08/07/2025