

Montgomery County Violence Profile



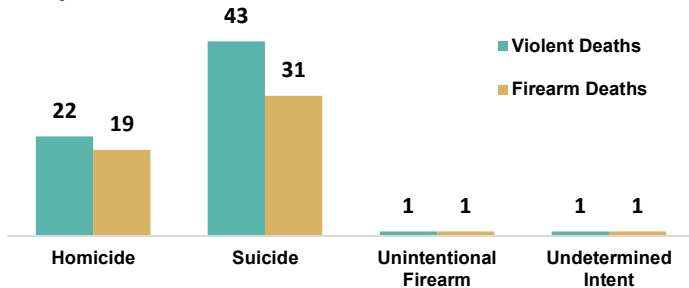
Montgomery County, located in south-central North Carolina, has a population of 26,573 and is predominantly rural. The largest city is Troy with a population of 3,016. The closest trauma center is Atrium Health Cabarrus (47 miles from Troy).

Violent Deaths

Montgomery County had 8 violent deaths* in 2022

86% of homicides and 72% of suicides in the past 10 years involved a firearm

All Violent Deaths and Firearm Deaths by Manner; Montgomery County, 2013-2022



Crime

In 2023, Montgomery County had a total crime count of 1,210 with 76 violent crimes*

Violent crime in Montgomery County has increased by 49% in the past year

Violent Crimes per 100,000 people
295 **312**
 Montgomery Statewide

The most common violent crimes were aggravated assault (59.2%) and murder & non-negligent manslaughter (15.8%)

*Violent Crimes include the offenses of homicide (murder and non-negligent manslaughter and negligent manslaughter), aggravated assault, rape (including sodomy and sexual assault with an object) and robbery. Montgomery County had a reporting coverage of 100% of the population compared to statewide coverage of 98% (2021). Source: CJAC NIBRS 2023. For more detailed crime data visit: [NC Justice Data Portal](#)

Male, Non-Hispanic Black, and young adult residents have the highest rates of violent death in Montgomery County

In Montgomery County, 38% of all homicide deaths involved an argument or conflict

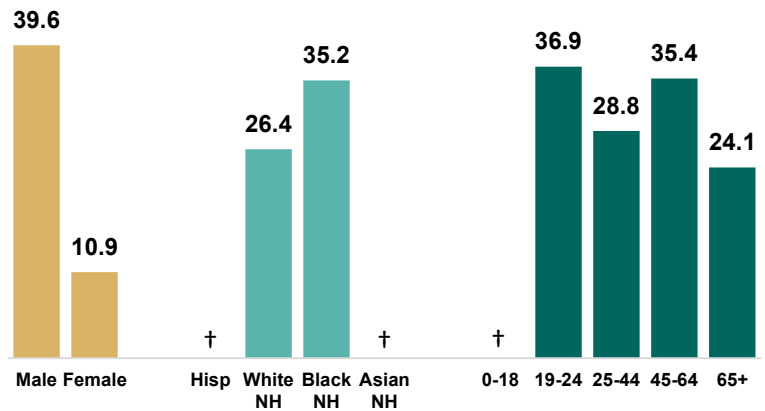
Homicide circumstances vary by sex of the victim

In North Carolina...

More than
1 in 4
 male homicide deaths were precipitated by another crime

More than
2 in 5
 female homicide deaths involved intimate partner violence

Violent Death Rate by Demographics; Montgomery County, 2013-2022

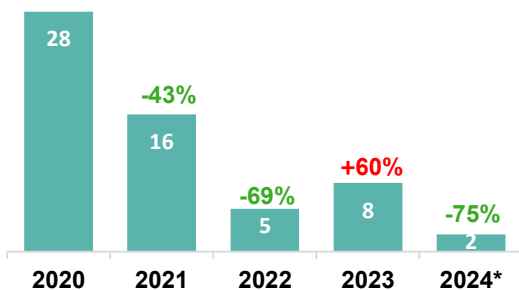


† indicates fewer than 5 deaths; rates based on fewer than 5 deaths are considered unstable

Source: VDRS 2013-2022.

*Violent deaths includes deaths due to homicide, suicide, unintentional firearm, legal intervention, and undetermined intent. Limited to NC residents. 92% of homicide victims had circumstance information. Suicide deaths are only reported for ages ≥10. For more detailed violent death data visit: [NC-VDRS Data Dashboard](#)

Firearm-related Injury Emergency Department Visits by Year; Montgomery County



Violent Injury

In 2024, a total of 2 Montgomery County residents visited the emergency department due to firearm injury

Emergency department visits due to firearm injury decreased by 75% in the past year among Montgomery County residents

provisional data. Source: NC DETECT, ED Visits 2020-2024

For more detailed firearm injury data visit: [NC FASTER Reports | NC DETECT](#)



Office of Violence Prevention
 NC DEPARTMENT OF PUBLIC SAFETY

For more county profiles and resources visit: [ncdps.gov/ovp](#)

Date updated: 04/08/2025