

# Moore County Violence Profile



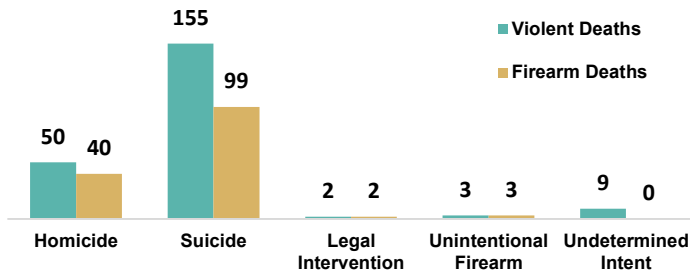
Moore County, located in south-central North Carolina, has a population of 109,712 and is predominantly rural. The largest city is Pinehurst with a population of 18,966. The closest trauma center is Womack Army Medical Center (34 miles from Pinehurst).

## Violent Deaths

Moore County had 29 violent deaths\* in 2022

**80% of homicides and 64% of suicides in the past 10 years involved a firearm**

All Violent Deaths and Firearm Deaths by Manner; Moore County, 2013-2022



## Crime

In 2023, Moore County had a total crime count of 4,693 with 139 violent crimes\*

**Violent crime in Moore County has increased by 4% in the past year**

**Violent Crimes per 100,000 people**

**139 312**  
Moore Statewide

The most common violent crimes were aggravated assault (66.2%) and rape (13.7%)

\*Violent Crimes include the offenses of homicide (murder and non-negligent manslaughter and negligent manslaughter), aggravated assault, rape (including sodomy and sexual assault with an object) and robbery. Moore County had a reporting coverage of 100% of the population compared to the statewide coverage of 98% (2021). Source: CJAC NIBRS 2023  
For more detailed crime data visit: [NC Justice Data Portal](#)

**Male, Non-Hispanic Black, and young adult residents have the highest rates of violent death in Moore County**

In Moore County, 52% of all homicide deaths involved an argument or conflict

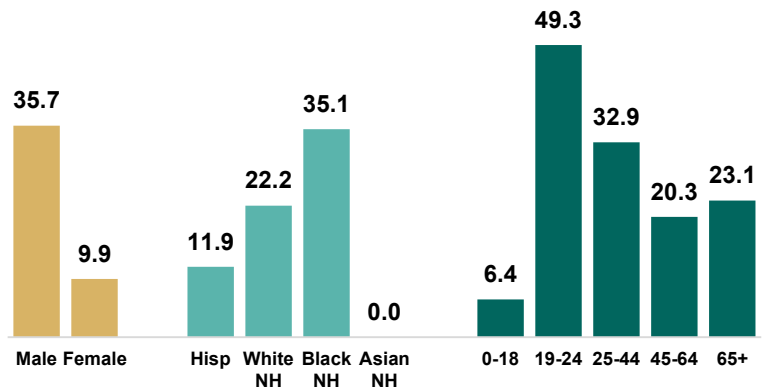
**Homicide circumstances vary by sex of the victim**

In Moore County...

More than  
**1 in 4**  
male homicide deaths were precipitated by another crime

Nearly  
**2 in 3**  
female homicide deaths involved intimate partner violence

Violent Death Rate by Demographics; Moore County, 2013-2022

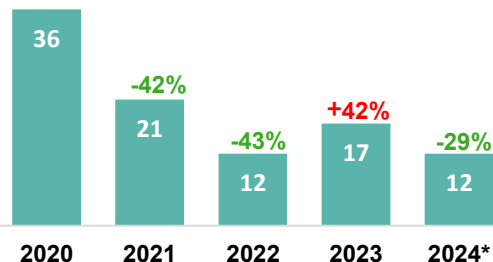


† indicates fewer than 5 deaths; rates based on fewer than 5 deaths are considered unstable

Source: VDRS 2013-2022.

\*Violent deaths includes deaths due to homicide, suicide, unintentional firearm, legal intervention, and undetermined intent. Limited to NC residents. 92% of homicide victims had circumstance information. Suicide deaths are only reported for ages ≥10. For more detailed violent death data visit: [NC-VDRS Data Dashboard](#)

Firearm-related Injury Emergency Department Visits by Year; Moore County



## Violent Injury

In 2024, a total of 12 Moore County residents visited the emergency department due to firearm injury

**Emergency department visits due to firearm injury decreased by 29% in the past year among Moore County residents**

\*provisional data. Source: NC DETECT, ED Visits 2020-2024\*

For more detailed firearm injury data visit: [NC FASTER Reports | NC DETECT](#)



Office of Violence Prevention  
NC DEPARTMENT OF PUBLIC SAFETY

For more county profiles and resources visit: [ncdps.gov/ovp](#)

Date updated: 04/09/2025