

# Nash County Violence Profile



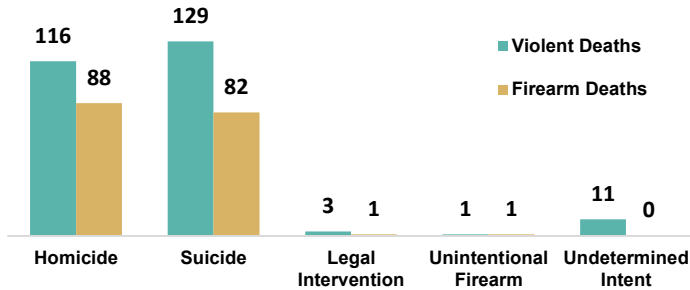
Nash County, located in northeastern North Carolina, has a population of 98,013 and is predominantly urban. The largest city is Nashville with a population of 5,795. The closest trauma center is WakeMed Raleigh (42 miles from Nashville).

## Violent Deaths

Nash County had 26 violent deaths\* in 2022

**76% of homicides and 64% of suicides in the past 10 years involved a firearm**

All Violent Deaths and Firearm Deaths by Manner; Nash County, 2013-2022



## Crime

In 2023, Nash County had a total crime count of 1,082 with 65 violent crimes\*

**Violent crime in Nash County has increased by 2% in the past year**

Violent Crimes per 100,000 people

**119** **312**  
Nash Statewide

The most common violent crimes were aggravated assault (63.1%) and robbery (20.0%)

\*Violent Crimes include the offenses of homicide (murder and non-negligent manslaughter and negligent manslaughter), aggravated assault, rape (including sodomy and sexual assault with an object) and robbery. Nash County had a reporting coverage of 96% of the population compared to the statewide coverage of 98% (2021). Source: C/JAC NIBRS 2023  
For more detailed crime data visit: [NC Justice Data Portal](#)

**Male, Non-Hispanic Black, and middle-aged adult residents have the highest rates of violent death in Nash County**

In Nash County, 45% of all homicide deaths involved an argument or conflict

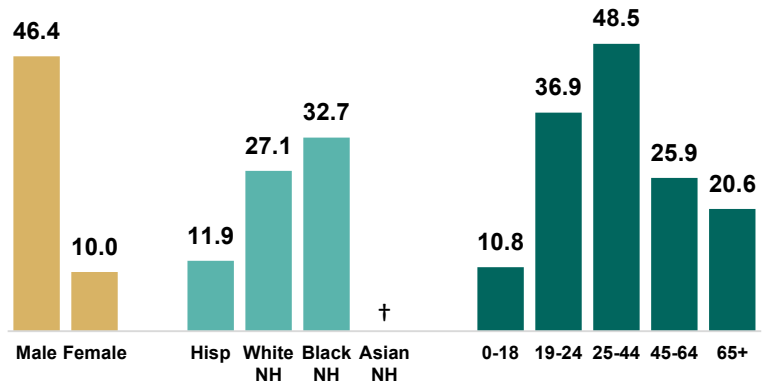
**Homicide circumstances vary by sex of the victim**

In Nash County...

More than  
**1 in 5**  
male homicide deaths were precipitated by another crime

More than  
**2 in 5**  
female homicide deaths involved intimate partner violence

Violent Death Rate by Demographics; Nash County, 2013-2022

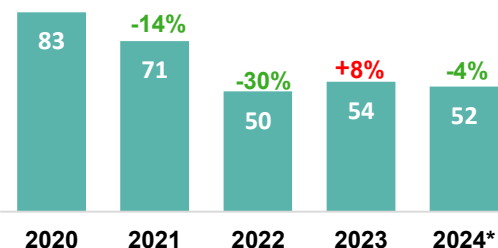


† indicates fewer than 5 deaths; rates based on fewer than 5 deaths are considered unstable

Source: VDRS 2013-2022.

\*Violent deaths includes deaths due to homicide, suicide, unintentional firearm, legal intervention, and undetermined intent. Limited to NC residents. 93% of homicide victims had circumstance information. Suicide deaths are only reported for ages ≥10. For more detailed violent death data visit: [NC-VDRS Data Dashboard](#)

Firearm-related Injury Emergency Department Visits by Year; Nash County



## Violent Injury

In 2024, a total of 52 Nash County residents visited the emergency department due to firearm injury

**Emergency department visits due to firearm injury decreased by 4% in the past year among Nash County residents**

\*provisional data. Source: NC DETECT, ED Visits 2020-2024\*

For more detailed firearm injury data visit: [NC FASTER Reports | NC DETECT](#)



Office of Violence Prevention  
NC DEPARTMENT OF PUBLIC SAFETY

For more county profiles and resources visit: [ncdps.gov/ovp](#)

Date updated: 04/09/2025