

New Hanover County Violence Profile



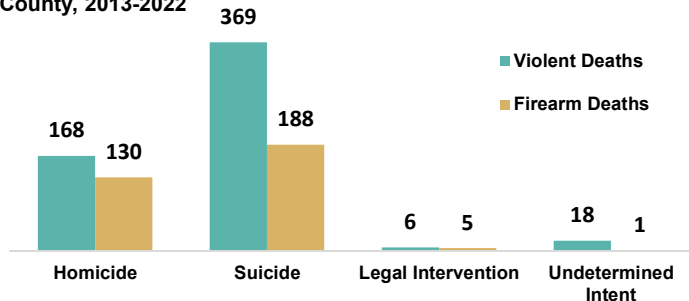
New Hanover County, in southeastern North Carolina, has a population of 244,988 and is predominantly urban. The largest city is Wilmington (pop. 127,316). The closest trauma center is Novant New Hanover Regional Medical Center (in Wilmington).

Violent Deaths

New Hanover County had 67 violent deaths* in 2022

77% of homicides and 51% of suicides in the past 10 years involved a firearm

All Violent Deaths and Firearm Deaths by Manner; New Hanover County, 2013-2022



In New Hanover County, 40% of homicide deaths involved an argument or conflict

Homicide circumstances vary by sex of the victim

In New Hanover County...

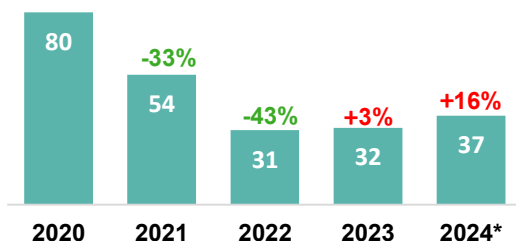
Exactly
1 in 3
male homicide deaths were precipitated by another crime

More than
1 in 3
female homicide deaths involved intimate partner violence

Source: VDRS 2013-2022.

*Violent deaths includes deaths due to homicide, suicide, unintentional firearm, legal intervention, and undetermined intent. Limited to NC residents. 98% of homicide victims had circumstance information. Suicide deaths are only reported for ages ≥10. For more detailed violent death data visit: [NC-VDRS Data Dashboard](#)

Firearm-related Injury Emergency Department Visits by Year; New Hanover County



Violent Injury

In 2024, a total of 37 New Hanover County residents visited the emergency department due to firearm injury

Emergency department visits due to firearm injury increased by 16% in the past year among New Hanover County residents

provisional data. Source: NC DETECT, ED Visits 2020-2024

For more detailed firearm injury data visit: [NC FASTER Reports | NC DETECT](#)

Crime

In 2023, New Hanover County had a total crime count of 16,717 with 661 violent crimes*

Violent crime in New Hanover County has decreased by 6% in the past year

Violent Crimes per 100,000 people

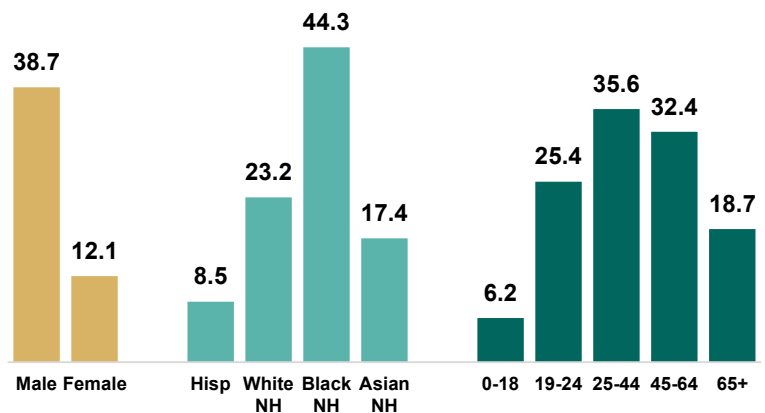
301 312
New Hanover Statewide

The most common violent crimes were aggravated assault (68.1%) and robbery (21.2%)

*Violent Crimes include the offenses of homicide (murder and non-negligent manslaughter and negligent manslaughter), aggravated assault, rape (including sodomy and sexual assault with an object) and robbery. New Hanover County had a reporting coverage of 97% of the population compared to statewide coverage of 98% (2021). Source: CJAC NIBRS 2023. For more detailed crime data visit: [NC Justice Data Portal](#)

Male, Non-Hispanic Black, and middle-aged adult residents have the highest rates of violent death in New Hanover County

Violent Death Rate by Demographics; New Hanover County, 2013-2022



Office of Violence Prevention
NC DEPARTMENT OF PUBLIC SAFETY

For more county profiles and resources visit: [ncdps.gov/ovp](#)

Date updated: 04/09/2025