

Northampton County Violence Profile



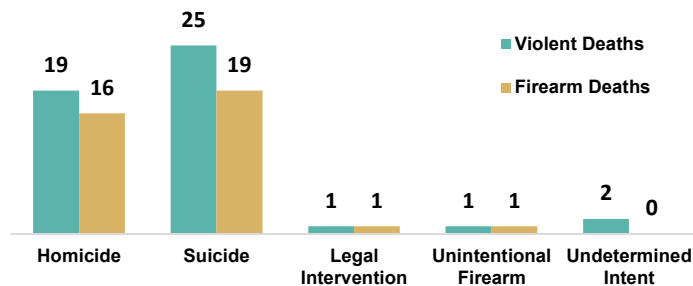
Northampton County, located in northeastern North Carolina, has a population of 16,491 and is predominantly rural. The largest city is Gaston with a population of 948. The closest trauma center is ECU Medical Center (86 miles from Gaston).

Violent Deaths

Northampton County had 3 violent deaths* in 2022

84% of homicides and 76% of suicides in the past 10 years involved a firearm

All Violent Deaths and Firearm Deaths by Manner; Northampton County, 2013-2022



In Northampton County, 35% of homicide deaths involved an argument or conflict

Homicide circumstances vary by sex of the victim

In North Carolina...

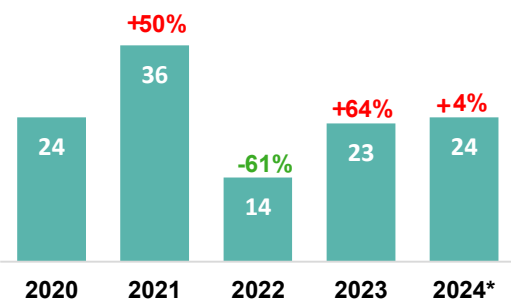
More than
1 in 4
male homicide deaths were precipitated by another crime

More than
1 in 3
female homicide deaths involved intimate partner violence

Source: VDRS 2013-2022.

*Violent deaths includes deaths due to homicide, suicide, unintentional firearm, legal intervention, and undetermined intent. Limited to NC residents. 92% of homicide victims had circumstance information. Suicide deaths are only reported for ages ≥10. For more detailed violent death data visit: [NC-VDRS Data Dashboard](#)

Firearm-related Injury Emergency Department Visits by Year; Northampton County



Violent Injury

In 2024, a total of 24 Northampton County residents visited the emergency department due to firearm injury

Emergency department visits due to firearm injury increased by 4% in the past year among Northampton County residents

provisional data. Source: NC DETECT, ED Visits 2020-2024

For more detailed firearm injury data visit: [NC FASTER Reports | NC DETECT](#)

Crime

In 2023, Northampton County had a total crime count of 994 with 92 violent crimes*

Violent crime in Northampton County has increased by 64% in the past year

Violent Crimes per 100,000 people

648 **312**

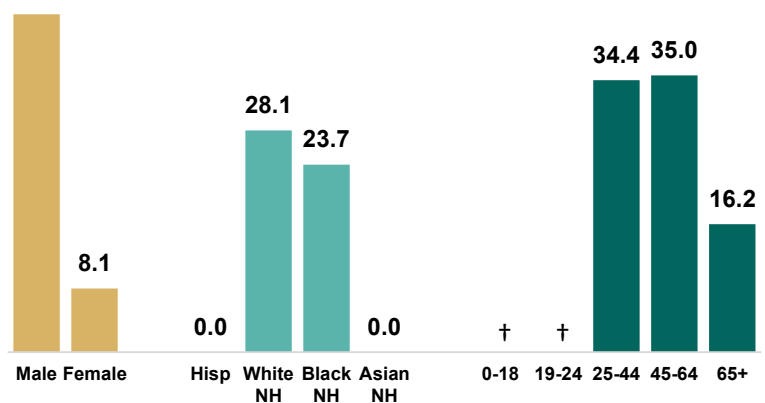
Northampton Statewide

The most common violent crimes were aggravated assault (70.7%) and robbery (17.4%)

*Violent Crimes include the offenses of homicide (murder and non-negligent manslaughter and negligent manslaughter), aggravated assault, rape (including sodomy and sexual assault with an object) and robbery. Northampton County had a reporting coverage of 82% of the population compared to statewide coverage of 98% (2021). Source: CJAC NIBRS 2023. For more detailed crime data visit: [NC Justice Data Portal](#)

Male, Non-Hispanic White, and older adult residents have the highest rates of violent death in Northampton County

Violent Death Rate by Demographics; Northampton County, 2013-2022



† indicates fewer than 5 deaths; rates based on fewer than 5 deaths are considered unstable



Office of Violence Prevention
NC DEPARTMENT OF PUBLIC SAFETY

For more county profiles and resources visit: [ncdps.gov/ovp](#)

Date updated: 04/09/2025