

# Pamlico County Violence Profile



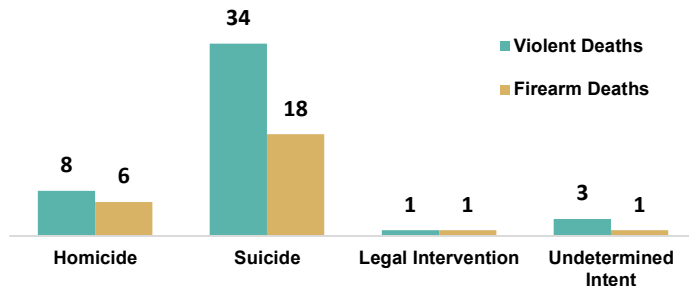
Pamlico County, located in eastern North Carolina, has a population of 12,801 and is predominantly rural. The largest city is Bayboro with a population of 936. The closest trauma center is ECU Medical Center (56 miles from Bayboro).

## Violent Deaths

Pamlico County had 5 violent deaths\* in 2022

**75% of homicides and 53% of suicides in the past 10 years involved a firearm**

All Violent Deaths and Firearm Deaths by Manner; Pamlico County, 2013-2022



In Pamlico County, 75% of all homicide deaths involved an argument or conflict

**Homicide circumstances vary by sex of the victim**

In North Carolina...

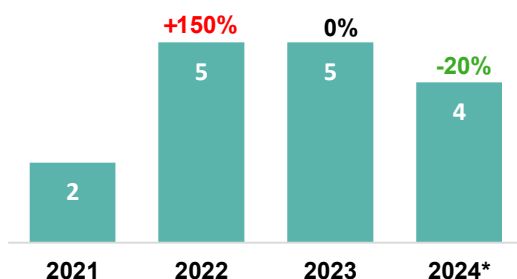
More than  
**1 in 4**  
male homicide deaths were precipitated by another crime

More than  
**1 in 3**  
female homicide deaths involved intimate partner violence

Source: VDRS 2013-2022.

\*Violent deaths includes deaths due to homicide, suicide, unintentional firearm, legal intervention, and undetermined intent. Limited to NC residents. 92% of homicide victims had circumstance information. Suicide deaths are only reported for ages ≥10. For more detailed violent death data visit: [NC-VDRS Data Dashboard](#)

Firearm-related Injury Emergency Department Visits by Year; Pamlico County



## Violent Injury

In 2024, a total of 4 Pamlico County residents visited the emergency department due to firearm injury

**Emergency department visits due to firearm injury decreased by 20% in the past year among Pamlico County residents**

\*provisional data. Source: NC DETECT, ED Visits 2020-2024\*

For more detailed firearm injury data visit: [NC FASTER Reports | NC DETECT](#)

## Crime

In 2023, Pamlico County had a total crime count of 693 with 20 violent crimes\*

**Violent crime in Pamlico County has decreased by 33% in the past year**

Violent Crimes per 100,000 people

**163 312**  
Pamlico Statewide

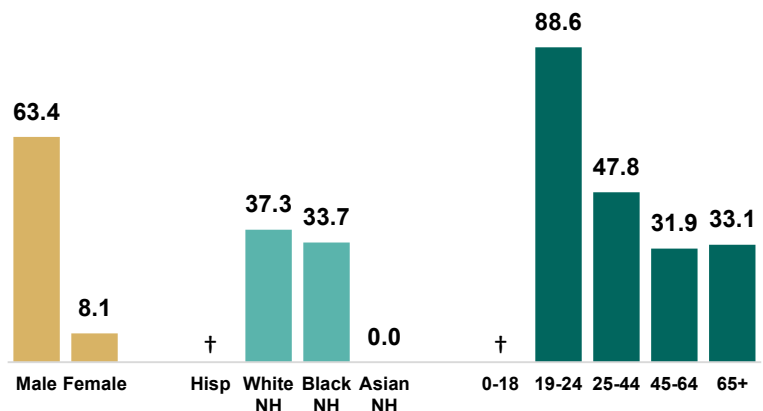
The most common violent crimes were aggravated assault (60.0%) and rape (20.0%)

\*Violent Crimes include the offenses of homicide (murder and non-negligent manslaughter and negligent manslaughter), aggravated assault, rape (including sodomy and sexual assault with an object) and robbery. Pamlico County had a reporting coverage of 100% of the population compared to the statewide coverage of 98% (2021). Source: CJAC NIBRS 2023

For more detailed crime data visit: [NC Justice Data Portal](#)

**Male, Non-Hispanic White, and young adult residents have the highest rates of violent death in Pamlico County**

Violent Death Rate by Demographics; Pamlico County, 2013-2022



† indicates fewer than 5 deaths; rates based on fewer than 5 deaths are considered unstable



Office of Violence Prevention  
NC DEPARTMENT OF PUBLIC SAFETY

For more county profiles and resources visit: [ncdps.gov/ovp](#)

Date updated: 04/10/2025