

Pitt County Violence Profile



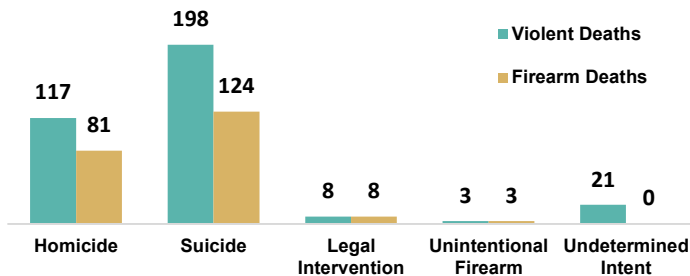
Pitt County, located in eastern North Carolina, has a population of 178,137 and is predominantly urban. The largest city is Greenville with a population of 91,660. The closest trauma center is ECU Medical Center (in Greenville).

Violent Deaths

Pitt County had 47 violent deaths* in 2022

69% of homicides and 63% of suicides in the past 10 years involved a firearm

All Violent Deaths and Firearm Deaths by Manner; Pitt County, 2013-2022



In Pitt County, 35% of all homicide deaths involved an argument or conflict

Homicide circumstances vary by sex of the victim

In Pitt County...

More than
2 in 5

male homicide deaths were precipitated by another crime

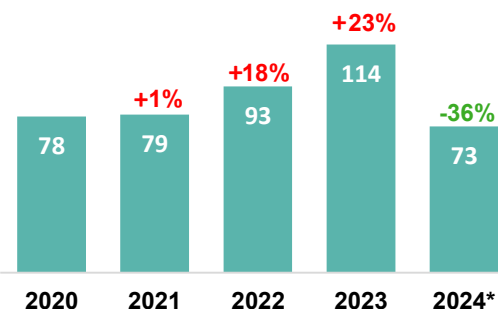
More than
1 in 2

female homicide deaths involved intimate partner violence

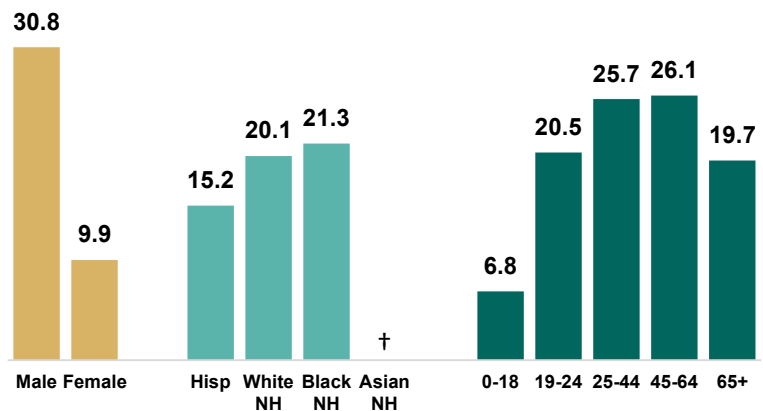
Source: VDRS 2013-2022.

*Violent deaths includes deaths due to homicide, suicide, unintentional firearm, legal intervention, and undetermined intent. Limited to NC residents. 96% of homicide victims had circumstance information. Suicide deaths are only reported for ages ≥10. For more detailed violent death data visit: [NC-VDRS Data Dashboard](#)

Firearm-related Injury Emergency Department Visits by Year; Pitt County



Violent Death Rate by Demographics; Pitt County, 2013-2022



† indicates fewer than 5 deaths; rates based on fewer than 5 deaths are considered unstable

Crime

In 2023, Pitt County had a total crime count of 12,800 with 643 violent crimes*

Violent crime in Pitt County has increased by 3% in the past year

Violent Crimes per 100,000 people

381 **312**
Pitt Statewide

The most common violent crimes were aggravated assault (76.8%) and robbery (14.0%)

*Violent Crimes include the offenses of homicide (murder and non-negligent manslaughter and negligent manslaughter), aggravated assault, rape (including sodomy and sexual assault with an object) and robbery. Pitt County had a reporting coverage of 99% of the population compared to the statewide coverage of 98% (2021). Source: CJAC NIBRS 2023
For more detailed crime data visit: [NC Justice Data Portal](#)

Male, Non-Hispanic Black, and middle-aged adult residents have the highest rates of violent death in Pitt County

Violent Injury

In 2024, a total of 73 Pitt County residents visited the emergency department due to firearm injury

Emergency department visits due to firearm injury decreased by 36% in the past year among Pitt County residents

provisional data. Source: NC DETECT, ED Visits 2020-2024

For more detailed firearm injury data visit: [NC FASTER Reports | NC DETECT](#)



Office of Violence Prevention
NC DEPARTMENT OF PUBLIC SAFETY

For more county profiles and resources visit: [ncdps.gov/ovp](#)

Date updated: 04/03/2025