

Richmond County Violence Profile



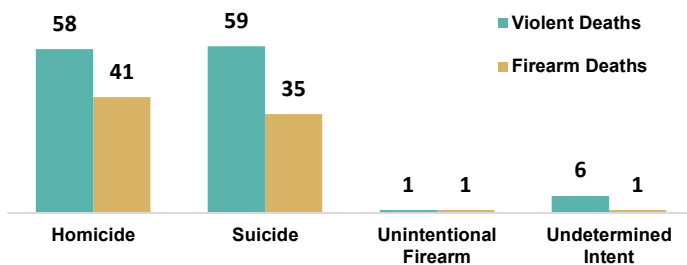
Richmond County, located in south-central North Carolina, has a population of 41,826 and is predominantly rural. The largest city is Rockingham with a population of 8,677. The closest trauma center is Womack Army Medical Center (56 miles from Rockingham).

Violent Deaths

Richmond County had 16 violent deaths* in 2022

71% of homicides and 59% of suicides in the past 10 years involved a firearm

All Violent Deaths and Firearm Deaths by Manner; Richmond County, 2013-2022



Crime

In 2023, Richmond County had a total crime count of 3,490 with 209 violent crimes*

Violent crime in Richmond County has decreased by 18% in the past year

Violent Crimes per 100,000 people

569 312

Richmond Statewide

The most common violent crimes were aggravated assault (73.2%) and robbery (12.0%)

*Violent Crimes include the offenses of homicide (murder and non-negligent manslaughter and negligent manslaughter), aggravated assault, rape (including sodomy and sexual assault with an object) and robbery. Richmond County had a reporting coverage of 86% of the population compared to the statewide coverage of 98% (2021). Source: CJAC NIBRS. For more detailed crime data visit: [NC Justice Data Portal](#)

Male, Non-Hispanic Black, and middle-aged adult residents have the highest rates of violent death in Richmond County

In Richmond County, 39% of all homicide deaths involved an argument or conflict

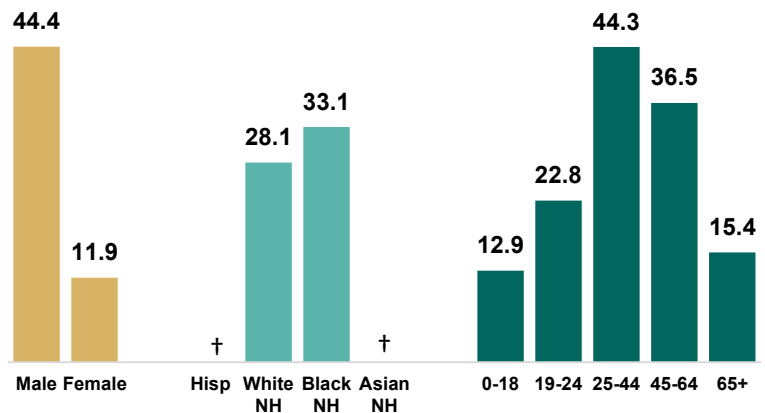
Homicide circumstances vary by sex of the victim

In Richmond County...

More than
1 in 4
male homicide deaths were precipitated by another crime

More than
3 in 5
female homicide deaths involved intimate partner violence

Violent Death Rate by Demographics; Richmond County, 2013-2022

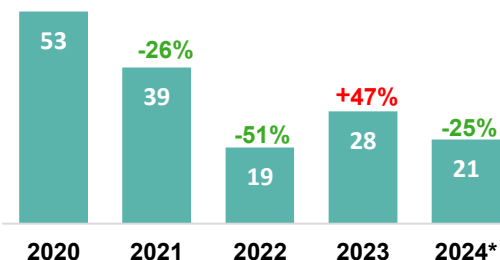


† indicates fewer than 5 deaths; rates based on fewer than 5 deaths are considered unstable

Source: VDRS 2013-2022.

*Violent deaths includes deaths due to homicide, suicide, unintentional firearm, legal intervention, and undetermined intent. Limited to NC residents. 98% of homicide victims had circumstance information. Suicide deaths are only reported for ages ≥10. For more detailed violent death data visit: [NC-VDRS Data Dashboard](#)

Firearm-related Injury Emergency Department Visits by Year; Richmond County



Violent Injury

In 2024, a total of 21 Richmond County residents visited the emergency department due to firearm injury

Emergency department visits due to firearm injury decreased by 25% in the past year among Richmond County residents

provisional data. Source: NC DETECT, ED Visits 2020-2024

For more detailed firearm injury data visit: [NC FASTER Reports | NC DETECT](#)



Office of Violence Prevention
NC DEPARTMENT OF PUBLIC SAFETY

For more county profiles and resources visit: [ncdps.gov/ovp](#)

Date updated: 04/15/2025