

Robeson County Violence Profile



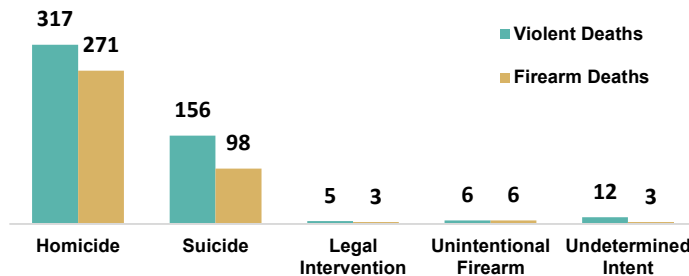
Robeson County, in south-central North Carolina, has a population of 119,163 and is predominantly rural. The largest city is Lumberton with a population of 19,051. The closest trauma center is Cape Fear Valley Medical Center (32 miles from Lumberton).

Violent Deaths

Robeson County had 51 violent deaths* in 2022

85% of homicides and 63% of suicides in the past 10 years involved a firearm

All Violent Deaths and Firearm Deaths by Manner; Robeson County, 2013-2022



In Robeson County, 46% of all homicide deaths involved an argument or conflict

Homicide circumstances vary by sex of the victim

In Robeson County...

Nearly
1 in 3

male homicide deaths were precipitated by another crime

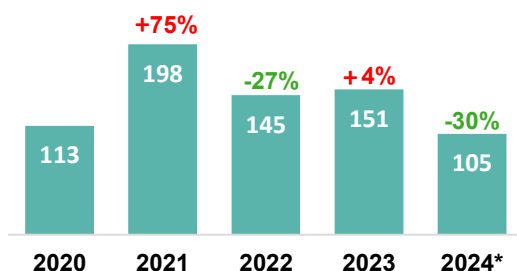
More than
1 in 3

female homicide deaths involved intimate partner violence

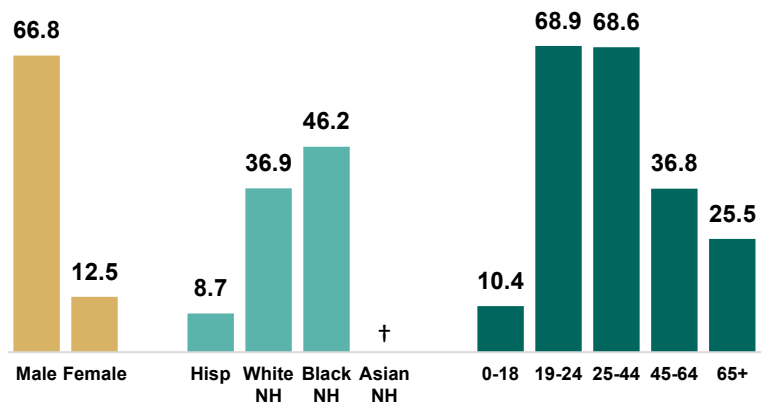
Source: VDRS 2013-2022.

*Violent deaths includes deaths due to homicide, suicide, unintentional firearm, legal intervention, and undetermined intent. Limited to NC residents. 88% of homicide victims had circumstance information. Suicide deaths are only reported for ages ≥10. For more detailed violent death data visit: [NC-VDRS Data Dashboard](#)

Firearm-related Injury Emergency Department Visits by Year; Robeson County



Violent Death Rate by Demographics; Robeson County, 2013-2022



† indicates fewer than 5 deaths; rates based on fewer than 5 deaths are considered unstable

Crime

In 2023, Robeson County had a total crime count of 10,506 with 1008 violent crimes*

Violent crime in Robeson County has increased by 2% in the past year

Violent Crimes per 100,000 people

872 312
Robeson Statewide

The most common violent crimes were aggravated assault (77.1%) and robbery (14.0%)

*Violent Crimes include the offenses of homicide (murder and non-negligent manslaughter and negligent manslaughter), aggravated assault, rape (including sodomy and sexual assault with an object) and robbery. Robeson County had a reporting coverage of 100% of the population compared to the statewide coverage of 98% (2021). Source: CJAC NIBRS 2023

For more detailed crime data visit: [NC Justice Data Portal](#)

Male, Non-Hispanic Black, and young adult residents have the highest rates of violent death in Robeson County

Violent Injury

In 2024, a total of 105 Robeson County residents visited the emergency department due to firearm injury

Emergency department visits due to firearm injury decreased by 30% in the past year among Robeson County residents

provisional data. Source: NC DETECT, ED Visits 2020-2024

For more detailed firearm injury data visit: [NC FASTER Reports | NC DETECT](#)



Office of Violence Prevention
NC DEPARTMENT OF PUBLIC SAFETY

For more county profiles and resources visit: [ncdps.gov/ovp](#)

Date updated: 04/15/2025