

Rowan County Violence Profile



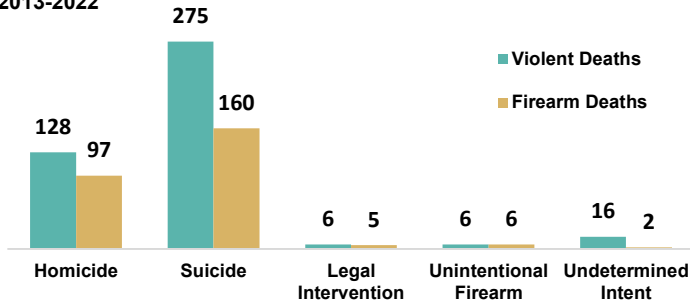
Rowan County, located in central North Carolina, has a population of 155,637 and is predominantly urban. The largest city is Salisbury with a population of 36,800. The closest trauma center is Atrium Health Cabarrus (20 miles from Salisbury).

Violent Deaths

Rowan County had 60 violent deaths* in 2022

76% of homicides and 58% of suicides in the past 10 years involved a firearm

All Violent Deaths and Firearm Deaths by Manner; Rowan County, 2013-2022



Crime

In 2023, Rowan County had a total crime count of 6,237 with 377 violent crimes*

Violent crime in Rowan County has decreased by 4% in the past year

Violent Crimes per 100,000 people

275 312
Rowan Statewide

The most common violent crimes were aggravated assault (80.9%) and robbery (10.3%)

*Violent Crimes include the offenses of homicide (murder and non-negligent manslaughter and negligent manslaughter), aggravated assault, rape (including sodomy and sexual assault with an object) and robbery. Rowan County had a reporting coverage of 100% of the population compared to the statewide coverage of 98% (2021). Source: CJAC NIBRS 2023

For more detailed crime data visit: [NC Justice Data Portal](#)

Male, Non-Hispanic Black, young and middle-aged adult residents have the highest rates of violent death in Rowan County

In Rowan County, 40% of all homicide deaths involved an argument or conflict

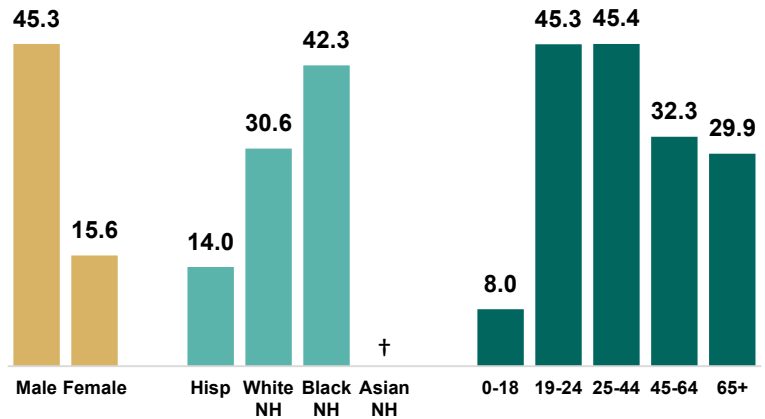
Homicide circumstances vary by sex of the victim

In Rowan County...

Exactly
1 in 3
male homicide deaths were precipitated by another crime

More than
1 in 3
female homicide deaths involved intimate partner violence

Violent Death Rate by Demographics; Rowan County, 2013-2022

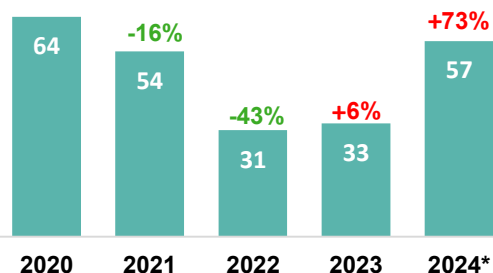


† indicates fewer than 5 deaths; rates based on fewer than 5 deaths are considered unstable

Source: VDRS 2013-2022.

*Violent deaths includes deaths due to homicide, suicide, unintentional firearm, legal intervention, and undetermined intent. Limited to NC residents. 92% of homicide victims had circumstance information. Suicide deaths are only reported for ages ≥10. For more detailed violent death data visit: [NC-VDRS Data Dashboard](#)

Firearm-related Injury Emergency Department Visits by Year; Rowan County



Violent Injury

In 2024, a total of 57 Rowan County residents visited the emergency department due to firearm injury

Emergency department visits due to firearm injury increased by 73% in the past year among Rowan County residents

provisional data. Source: NC DETECT, ED Visits 2020-2024

For more detailed firearm injury data visit: [NC FASTER Reports | NC DETECT](#)



Office of Violence Prevention
NC DEPARTMENT OF PUBLIC SAFETY

For more county profiles and resources visit: [ncdps.gov/ovp](#)

Date updated: 04/23/2025