

Rutherford County Violence Profile



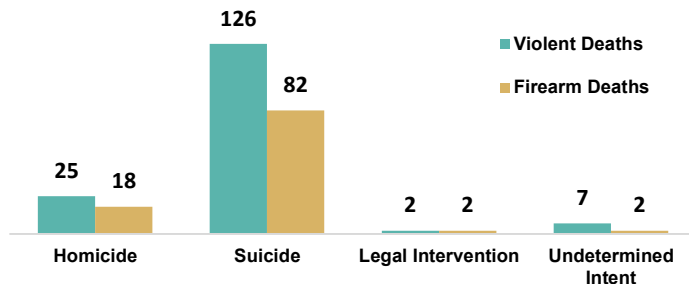
Rutherford County, located in southwestern North Carolina, has a population of 66,631 and is predominantly rural. The largest city is Forest City with a population of 7,395. The closest trauma center is Atrium Health Cleveland (21 miles from Forest City).

Violent Deaths

Rutherford County had 15 violent deaths* in 2022

72% of homicides and 65% of suicides in the past 10 years involved a firearm

All Violent Deaths and Firearm Deaths by Manner; Rutherford County, 2013-2022



In Rutherford County, 44% of all homicide deaths involved an argument or conflict

Homicide circumstances vary by sex of the victim

In Rutherford County...

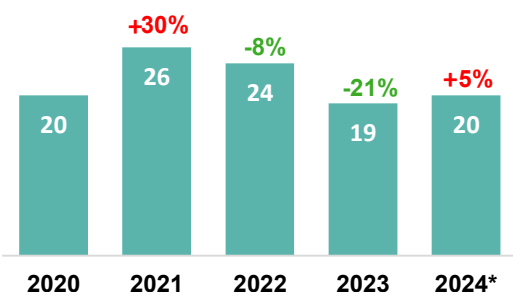
More than
1 in 3
male homicide deaths were precipitated by another crime

More than
2 in 3
female homicide deaths involved intimate partner violence

Source: VDRS 2013-2022.

*Violent deaths includes deaths due to homicide, suicide, unintentional firearm, legal intervention, and undetermined intent. Limited to NC residents. 100% of homicide victims had circumstance information. Suicide deaths are only reported for ages ≥10. For more detailed violent death data visit: [NC-VDRS Data Dashboard](#)

Firearm-related Injury Emergency Department Visits by Year; Rutherford County



Crime

In 2023, Rutherford County had a total crime count of 2,413 with 112 violent crimes*

Violent crime in Rutherford County has decreased by 17% in the past year

Violent Crimes per 100,000 people

186 312
Rutherford Statewide

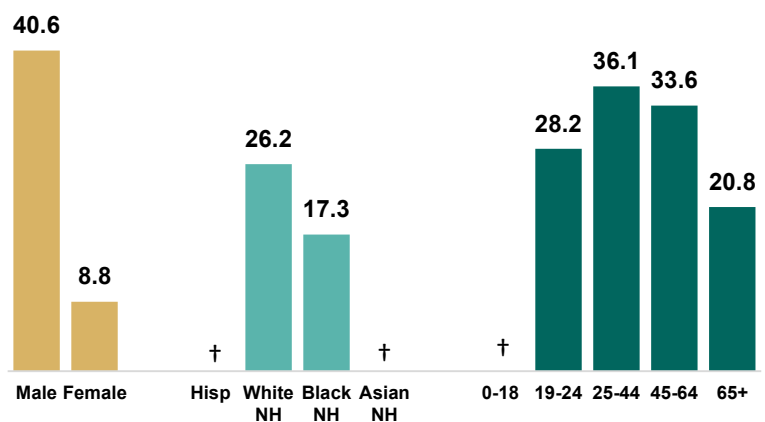
The most common violent crimes were aggravated assault (64.3%) and rape (19.6%)

*Violent Crimes include the offenses of homicide (murder and non-negligent manslaughter and negligent manslaughter), aggravated assault, rape (including sodomy and sexual assault with an object) and robbery. Rutherford County had a reporting coverage of 93% of the population compared to the statewide coverage of 98% (2021). Source: CJA NIBRS 2023

For more detailed crime data visit: [NC Justice Data Portal](#)

Male, Non-Hispanic White, and middle-aged adult residents have the highest rates of violent death in Rutherford County

Violent Death Rate by Demographics; Rutherford County, 2013-2022



† indicates fewer than 5 deaths; rates based on fewer than 5 deaths are considered unstable

Violent Injury

In 2024, a total of 20 Rutherford County residents visited the emergency department due to firearm injury

Emergency department visits due to firearm injury increased by 5% in the past year among Rutherford County residents

provisional data. Source: NC DETECT, ED Visits 2020-2024

For more detailed firearm injury data visit: [NC FASTER Reports | NC DETECT](#)



Office of Violence Prevention
NC DEPARTMENT OF PUBLIC SAFETY

For more county profiles and resources visit: [ncdps.gov/ovp](#)

Date updated: 04/23/2025