

Transylvania County Violence Profile



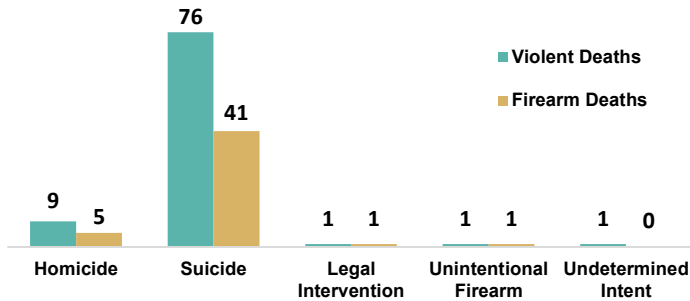
Transylvania County, located in southwestern North Carolina, has a population of 33,901 and is predominantly rural. The largest city is Brevard with a population of 7,899. The closest trauma center is Mission Hospitals (33 miles from Brevard).

Violent Deaths

Transylvania County had 4 violent deaths* in 2022

56% of homicides and 54% of suicides in the past 10 years involved a firearm

All Violent Deaths and Firearm Deaths by Manner; Transylvania



In Transylvania County, 56% of all homicide deaths involved an argument or conflict

Homicide circumstances vary by sex of the victim

In North Carolina...

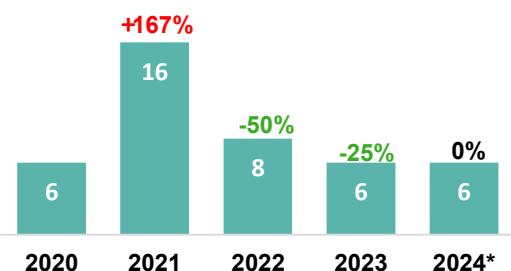
More than
1 in 4
male homicide deaths were precipitated by another crime

More than
2 in 5
female homicide deaths involved intimate partner violence

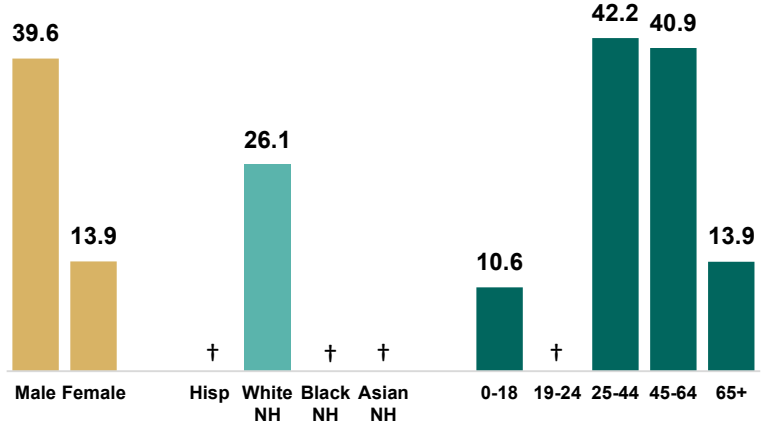
Source: VDRS 2013-2022.

*Violent deaths includes deaths due to homicide, suicide, unintentional firearm, legal intervention, and undetermined intent. Limited to NC residents. 92% of homicide victims had circumstance information. Suicide deaths are only reported for ages ≥10. For more detailed violent death data visit: [NC-VDRS Data Dashboard](#)

Firearm-related Injury Emergency Department Visits by Year; Transylvania County



Violent Death Rate by Demographics; Transylvania County, 2013-2022



† indicates fewer than 5 deaths; rates based on fewer than 5 deaths are considered unstable

Crime

In 2023, Transylvania County had a total crime count of 1,184 with 49 violent crimes*

Violent crime in Transylvania County has increased by 36% in the past year

Violent Crimes per 100,000 people

149 312
Transylvania Statewide

The most common violent crimes were aggravated assault (61.2%) and rape (20.4%)

*Violent Crimes include the offenses of homicide (murder and non-negligent manslaughter and negligent manslaughter), aggravated assault, rape (including sodomy and sexual assault with an object) and robbery. Transylvania County had a reporting coverage of 100% of the population compared to the statewide coverage of 98% (2021). Source: CJAC NIBRS 2023

For more detailed crime data visit: [NC Justice Data Portal](#)

Male, Non-Hispanic White, and middle-aged adult residents have the highest rates of violent death in Transylvania County

Violent Injury

In 2024, a total of 6 Transylvania County residents visited the emergency department due to firearm injury

Emergency department visits due to firearm injury remained the same compared to the previous year among Transylvania County residents

provisional data. Source: NC DETECT, ED Visits 2020-2024

For more detailed firearm injury data visit: [NC FASTER Reports | NC DETECT](#)



Office of Violence Prevention
NC DEPARTMENT OF PUBLIC SAFETY

For more county profiles and resources visit: [ncdps.gov/ovp](#)

Date updated: 04/25/2025