

Washington County Violence Profile



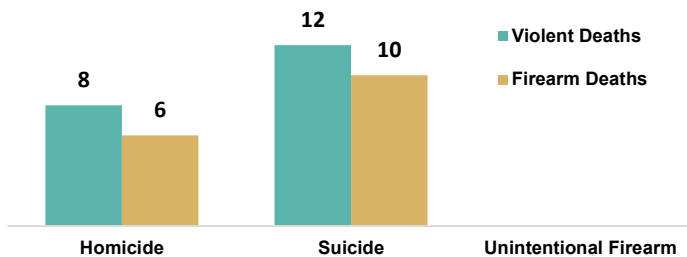
Washington County, located in northeastern North Carolina, has a population of 10,587 and is predominantly rural. The largest city is Plymouth with a population of 3,133. The closest trauma center is ECU Medical Center (48 miles from Plymouth).

Violent Deaths

Washington County had 1 violent death* in 2022

75% of homicides and 83% of suicides in the past 10 years involved a firearm

All Violent Deaths and Firearm Deaths by Manner; Washington County, 2013-2022



In Washington County, 43% of all homicide deaths involved an argument or conflict

Homicide circumstances vary by sex of the victim

In North Carolina...

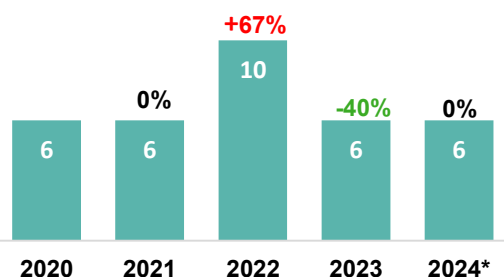
More than
1 in 4
male homicide deaths were precipitated by another crime

More than
2 in 5
female homicide deaths involved intimate partner violence

Source: VDRS 2013-2022.

*Violent deaths includes deaths due to homicide, suicide, unintentional firearm, legal intervention, and undetermined intent. Limited to NC residents. 92% of homicide victims had circumstance information. Suicide deaths are only reported for ages ≥10. For more detailed violent death data visit: [NC-VDRS Data Dashboard](#)

Firearm-related Injury Emergency Department Visits by Year; Washington County



Crime

In 2023, Washington County had a total crime count of 307 with 36 violent crimes*

Violent crime in Washington County has decreased by 16% in the past year

Violent Crimes per 100,000 people
329 **312**
Washington Statewide

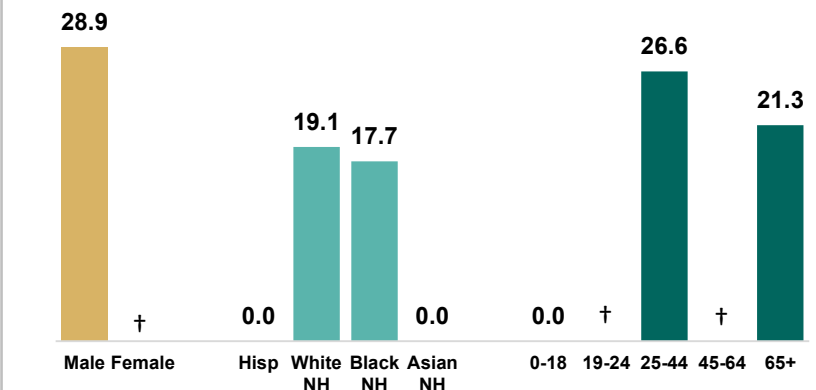
The most common violent crimes were aggravated assault (83.3%) and robbery (8.3%)

*Violent Crimes include the offenses of homicide (murder and non-negligent manslaughter and negligent manslaughter), aggravated assault, rape (including sodomy and sexual assault with an object) and robbery. Washington County had a reporting coverage of 100% of the population compared to the statewide coverage of 98% (2021). Source: CJAC NIBRS 2023

For more detailed crime data visit: [NC Justice Data Portal](#)

Male, Non-Hispanic White, and middle-aged adult residents have the highest rates of violent death in Washington County

Violent Death Rate by Demographics; Washington County, 2013-2022



† indicates fewer than 5 deaths; rates based on fewer than 5 deaths are considered unstable

Violent Injury

In 2024, a total of 6 Washington County residents visited the emergency department due to firearm injury

Emergency department visits due to firearm injury remained the same compared to the previous year among Washington County residents

provisional data. Source: NC DETECT, ED Visits 2020-2024

For more detailed firearm injury data visit: [NC FASTER Reports | NC DETECT](#)



Office of Violence Prevention
NC DEPARTMENT OF PUBLIC SAFETY

For more county profiles and resources visit: [ncdps.gov/ovp](#)

Date updated: 04/25/2025