



July 2019 Juvenile Jurisdiction Advisory Committee Update

William L. Lassiter,
Deputy Secretary for Juvenile Justice

Timeline

2017-Dec 1,
2019

- Plan
- Hire
- Build
- Secure agreements
- Roll out YASI
- Fund programs
- Implement age-appropriate programming

Refine

- Examine Data
- Respond & Adjust

Dec 1,
2019

Implement

Statutory Mandate

- ▶ Pursuant to S.L. 2017-57 [SECTION 16D.4.(rr)], *Juvenile Justice Reinvestment Act*, the Juvenile Jurisdiction Advisory Committee, “shall submit additional interim reports with updates on the planning steps completed towards implementation, including any legislative, administrative, and funding recommendations, annually **by January 15 of each year.**”

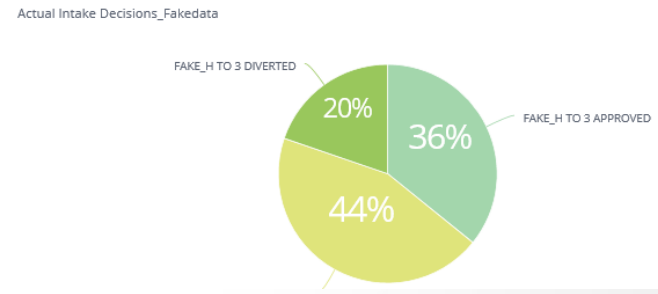
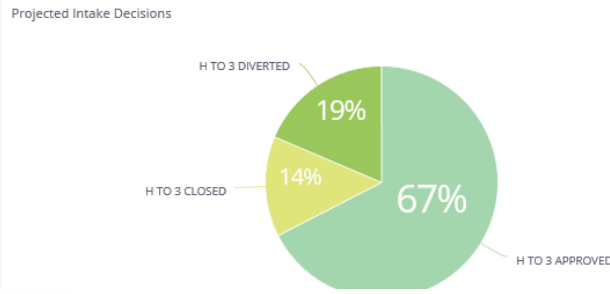
Workgroups

- Stakeholder Forums (complete)
- Safety
- Transportation (location of personnel being determined)
- Law Enforcement Training (Oct-Nov training, statewide)
- JCPC Funding Allocation (presenting today)
- Facility Design (complete)
- YDC & DC Programming (Pilot economy model)
- Re-Entry/Step down services
- Education
- Mental Health & Substance Abuse
- Health Care Services

Other Planning

- ✓ Internal surveys on safety needs, purchased safety equipment, drafted policy
- ✓ New email address created to receive comments, concerns, feedback, inquiries, or suggestions
- ✓ Regular videos to JJ staff as decisions are made
- ✓ Working with SAS and GDAC to create recidivism trend analysis by age (Service directory/re-entry project)
- ✓ Closed on Rockingham YDC property, planning for build
- ✓ Working with UNC-School of Government, Conference of DAs, AOC, and Juvenile Defender's Office on stakeholder training. Materials being updated for S413.
- ✓ Sisense purchased and development of reports began

RTA Complaints



- Complaints by Month, District, County
- Compared projected to actual
- % Diverted, Closed, Approved for Court
- Filter by Age group (≥ 16 and < 16)
- Monthly monitoring

RTA Juveniles

Total

Actual_FakeData:

1,322

Projected_Data: **1,856**

A to G

Actual_FakeData A to G:

155

Projected_Data A TO G: **106**

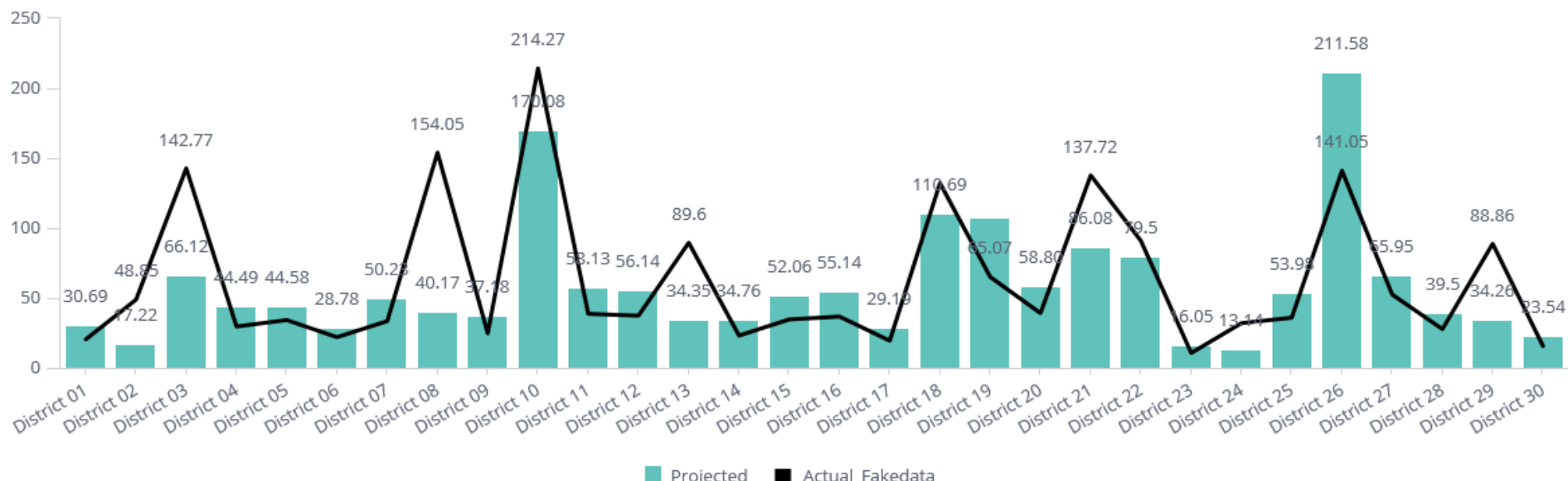
H to 3

Actual_FakeData H to 3:

1,167

Projected_Data H to 3: **1,750**

Juveniles By District



- Same indicators as for the complaints dashboard.

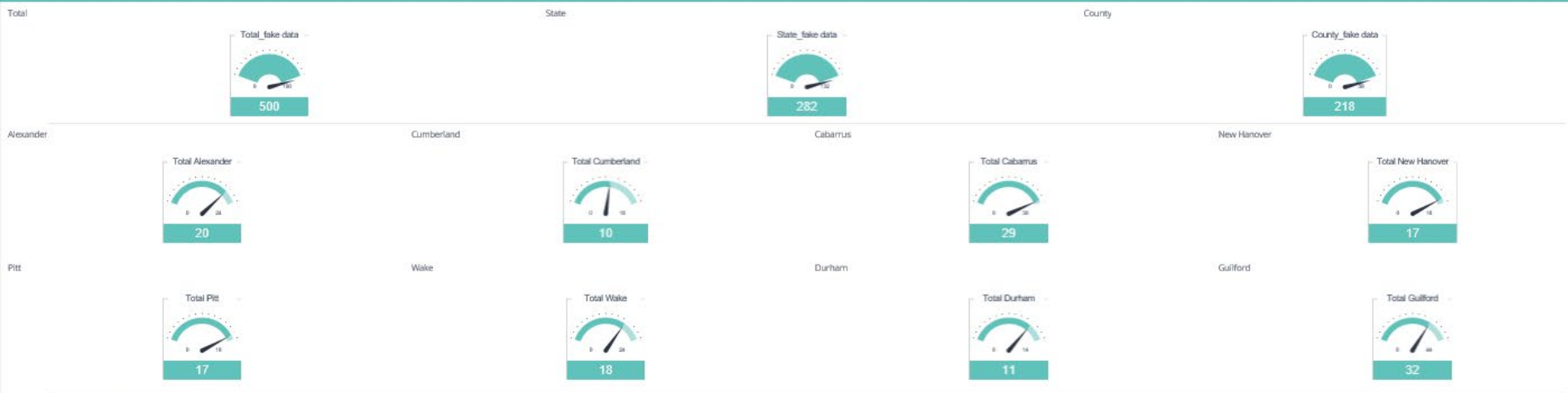


RTA Detention



- This dashboard allows for monitoring of all detention beds.
 - Projected vs. Actual, by District and County
 - Capacity Indicator
 - Filter by class (A-G and H-Misdemeanor)
 - Daily Monitoring

RTA Detention Monthly Population



- This dashboard allows for monitoring of all detention beds.
 - Capacity Indicators
 - Length of stay by facility
 - Filter by Age group (≥ 16 and < 16)
 - Filter by class (A-G and H-Misdemeanor)
 - Daily monitoring

Other Planning

- ✓ Secured CJLEADS access rights for Court Counselors for motor vehicle offenses
- ✓ Met with Hyde County re: feasibility assessment for 16 juvenile detention beds
- ✓ Working on a planning and training session for Juvenile Justice staff

Other Planning

7 trainings

- ❑ **LE Training** - The dates/locations secured to date are:
 - ▶ 10/2/19, Asheville Location TBD
 - ▶ 10/3/19, Valarie Woodard Conference Center in Charlotte, NC (8:30am-12:30pm)
 - ▶ 10/7/19, WSSU, Anderson Conference Center Dillard Auditorium (1-5pm)
 - ▶ 10/9/19, Wake County Commons Building (8:30am-12:30pm)
 - 4011 Carya Drive Raleigh, NC 27610
 - ▶ 10/29/19, Pitt Community College (9am-1pm)
 - 1986 Pitt Tech Road Winterville, NC 28590 - Craig F. Goess Student Center - Multipurpose Room
 - ▶ 11/6/19, Cumberland County Location TBD (1-5pm)
 - ▶ 11/7/19, New Hanover County Library – Northeast Branch in the David Paynter Assembly Room (8:30am-12:30pm)
 - 1241 Military Cutoff Road Wilmington, NC 28405

Other Planning

Health Care Services

- ✓ Consents for release of information (Forms CS 11a&b, YD/M Consent)
- ✓ Secured medical and psychiatric care for CA Dillion

Education

- ✓ Working to establish Scholarship program with Community Colleges

Human Resources

- ✓ Welcomed 65 new Court Services positions May 8, 2019
- ✓ Onboarding and training new Court Services staff

Human Resources

- ▶ DPS designated consultant providing technical assistance and HR project planning
- ▶ Convened section specific workgroups for:
 - Screening Guidelines
 - Position Descriptions
 - Interview Questions
- ▶ Prioritized
 - CA Dillon staffing
 - Transportation staffing

JJ Expansion Summary- Compromise Budget, Positions

	<u>FTEs</u>
<u>Court Services</u>	97
<u>Community Programs</u>	
JCPC Aid	0
JCPC Admin	5
Level II Contractual	1
<u>Transportation</u>	15
<u>Facilities</u>	
Detention Operating	0
CA Dillon	38
Education/Vocational	4
Facility Administration	7
<u>Training/Data/IT/HR</u>	12

- ▶ 179 positions
- ▶ Rolling Hiring Dates

JJ Expansion Summary- Compromise Budget

	2019-20			2020-21		
	<u>FTEs</u>	<u>Recurring</u>	<u>Non-recurring</u>	<u>FTEs</u>	<u>Recurring</u>	<u>Non-recurring</u>
<u>Court Services</u>	97	\$ 3,082,600	\$ 1,980,000	97	\$ 8,700,000	\$ -
<u>Community Programs</u>						
JCPC Aid	0	\$ 4,250,000	\$ -	0	\$ 6,661,930	\$ -
JCPC Admin	5	\$ 250,000	\$ 80,000	5	\$ 400,000	\$ -
Level II Contractual	1	\$ 6,500,000	\$ 350,000	1	\$ 11,100,000	\$ -
<u>Transportation</u>	15	\$ 593,984	\$ 1,044,000	15	\$ 890,976	\$ -
<u>Facilities</u>						
Detention Operating	0	\$ 4,500,000	\$ -	0	\$ 6,700,000	\$ -
CA Dillon	38	\$ 1,535,486	\$ 322,000	38	\$ 2,300,000	\$ -
Education/Vocational	4	\$ 350,000	\$ 24,914	4	\$ 500,000	\$ -
Facility Administration	7	\$ 500,000	\$ 40,000	7	\$ 500,000	\$ -
<u>Training/Data/IT/HR</u>	12	\$ 1,420,053	\$ 200,000	12	\$ 1,893,404	\$ -
Operating Subtotal		\$ 22,982,123	\$ 4,040,914		\$ 39,646,310	\$ -

Note: These costs do not include juvenile detention costs paid by counties.

JJ Expansion Summary- Compromise Budget, Capital

	2019-20		
	<u>FTEs</u>	<u>Recurring</u>	<u>Non-recurring</u>
<u>Capital</u>			
Capital -RtA Juvenile Detention Beds	\$	-	\$ 2,000,000
Capital - Perquimans	\$	-	\$ 1,731,000
<i>Capital Subtotal</i>	\$	-	\$ 3,731,000

Juvenile Facilities

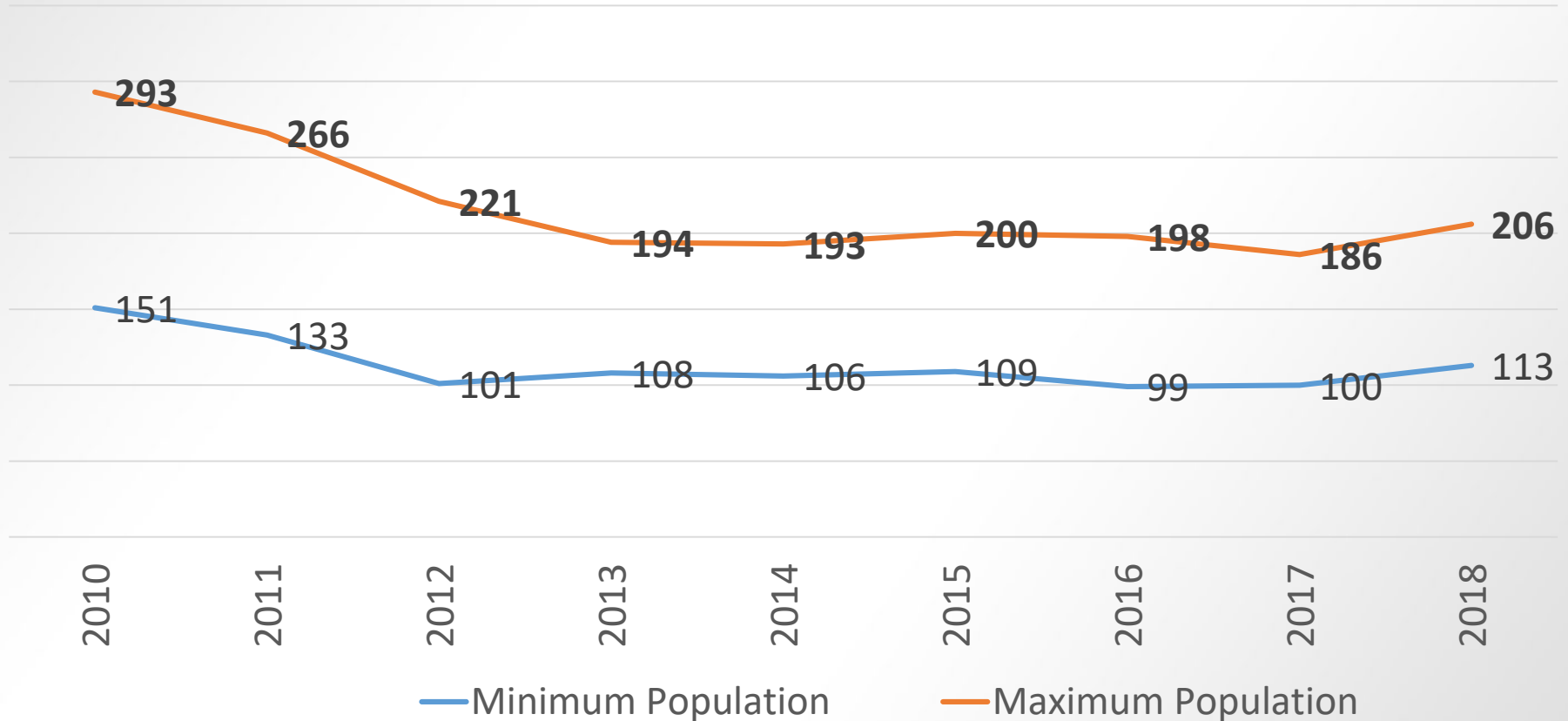
Table 1
Detention Population Projections for 16- and 17-Year-Olds
Held at Complaint and Held for Transfer until Disposition and/or 18-Years⁵

Fiscal Year End	Detention Population as of June 30				
	Held at Complaint Class H-I Felonies, Class A1-3 Misdemeanors	Held for Transfer Class A-G Felonies until:		Combined Projections Juveniles Held until:	
		Disposition	Age 18	Disposition	Age 18
2019	n/a	n/a	n/a	n/a	n/a
2020	35	129	86	164	121
2021	60	226	151	286	211
2022	61	230	153	291	214
2023	62	235	155	297	217

Notes: Prepared in conjunction with the North Carolina Department of Public Safety's Division of Adult Correction and Juvenile Justice. The disposition scenario is based on juveniles held in detention until disposition, while the age 18 scenario is based on juveniles held in detention until their 18th birthday or disposition (whichever occurs first). SOURCES: NC Department of Public Safety, Division of Adult Correction and Juvenile Justice; FY 2016 AOC Charge Data (analyzed by the North Carolina Sentencing and Policy Advisory Commission)

⁵ Youth detained for other reasons (e.g., intermittent confinement, adjudicated delinquent awaiting placement) were not included in the projections.

2018 Minimum and Maximum Juvenile Detention Population

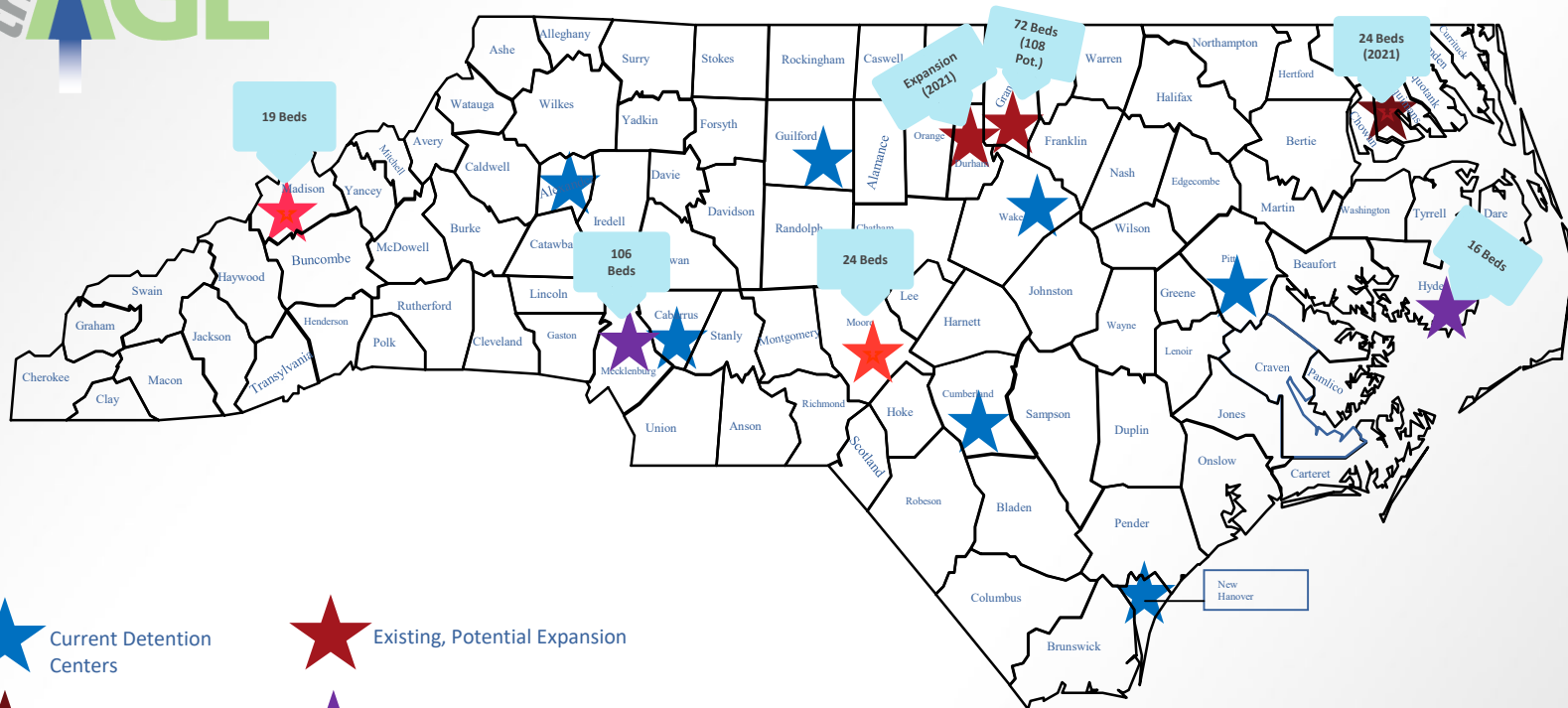


Current Capacity: 190 beds (132 state, 58 county)

Plan: JJ is planning for approximately 211 new detention beds.



Current and Future Detention Resources



-  Current Detention Centers
-  Existing, Potential Expansion
-  Future State Facility
-  Potential Future County-Contracted
-  Future County-Contracted

Detention Beds

County	Beds
CA Dillon	30 beds, 108 potential
Hyde	16
Madison	19
Mecklenburg	106
Moore	24
Perquimans (2021)	24

Note: Durham County will expand in 2021 to allow for greater bed capacity.

CA Dillon Renovation

- 30 beds renovated first, potentially expanding to 108 should those beds be needed
- Flexible housing
- Staff as juvenile detention center (38 positions)
- Budget language adds flexibility



Questions?